

EMEA CALENDAR 2025

FORUM FOR ADVANCED CONTINUING **EDUCATION** (FACE)

More than education.

STRAUMANN GROUP – OUR BRANDS

 **straumann**

 **NEODENT.**
A Straumann Group Brand

ANTHOGYR 
A Straumann Group Brand

 **MEDENTIKA®**
A Straumann Group Brand

OUR BRANDS



STRAUMANN
2025

STRAUMANN

EMEA CALENDAR 2025 (1/2)

VENICE, ITALY

BASEL, SWITZERLAND

CREMONA, ITALY

BAD OEYNHAUSEN, GERMANY

WARSAW, POLAND

LISBON, PORTUGAL

BASEL, SWITZERLAND

BERN, SWITZERLAND

BAD OEYNHAUSEN, GERMANY

HANNOVER, GERMANY

GENEVA, SWITZERLAND

BARCELONA, SPAIN

ISTANBUL, TURKEY


TICINO, SWITZERLAND

STRAUMANN


EMEA CALENDAR 2025 (2/2)



BELGRADE, SERBIA



PARIS, FRANCE



BERN, SWITZERLAND





STRAUMANN WORLD CLASS SERIES – ON TOUR IN VENICE

COURSE OVERVIEW

Straumann World Class Series has been all about World Class Experience. To give the Straumann World Class Series a spin, a new venue has been added: Venice, the city of World Class Glass Making.

3 World Class Speakers will provide quality lectures about Immediacy, Treatment of Edentulous patients and Regenerative topics, with the touch of Digital Treatment. Each day will have case discussions and lively Q&A sessions in order to make this course an unforgettable intellectual exchange.

COURSE TOPICS INCLUDE

- Digital workflow in immediacy protocols
 - Lectures and Discussions led by Dr. Paolo Casentini
- Digital workflow with fully edentulous patients
 - Lectures and Discussions led by Dr. Sergio Piano
- Digital applications in bone reconstructive surgery
 - Lectures and Discussions led by Dr. Prof. Matteo Chiapasco

COURSE OBJECTIVES

- Utilize the benefits of Digital Treatments in Immediacy, Edentulous and Regenerative Treatment
- Clinical sharing and discussions, that will elevate Clinical expertise in currently the most trendy treatment concepts

• • • level

EN

VENICE, ITALY

17–19 March

TARGET GROUP

Advanced Clinicians

MAX. PARTICIPANTS

25

SPEAKERS



Dr. Paolo Casentini



Dr. Sergio Piano



Prof. Matteo Chiapasco

REGISTRATION

AND INFORMATION

education_emea@straumann.com



LECTURE



CASE DISCUSSION



STRAUMANN WORLD CLASS SERIES – TRANSFORMING AND SHAPING YOUR EXPERIENCE IN DENTISTRY

includes a visit to Straumann production Facility Villeret

COURSE OVERVIEW

Straumann has been relentless with innovation. However, other companies followed, and now there is a big ocean full of different solutions in the market. With this Straumann World Class Series, Straumann will provide a Christmas Present that showcases how Straumann can elevate your Dental Treatment Experience like no other. Straumann's Digital Connectivity will leave no holes in the whole treatment process and patient journey, and this will be proven by World Class Speakers who have taken the first steps and share their experience.

COURSE TOPICS INCLUDE

- Understanding the diverse clinical solution that latest Straumann innovation is providing
- Latest technologies that improve accuracy, efficiency and also satisfaction of the patient
- How Digital Solutions can create a better solution for Edentulous cases

COURSE OBJECTIVES

- Learn how Digital Solutions can maximize Efficiency by using latest tools that make the Treatment Experience a seamless and comforting Process
- Maximize Efficiency with innovative Tools and Treatment Concepts, with the goal of making Dental Treatment not just more accurate, but also easier, faster and seamless
- Learn how to plan and exercise a fully edentulous case, which was regarded as an area that cannot be perfected with digital solutions

PRODUCTION FACILITY TOUR VILLERET

Guided Tour of Straumann Villeret Factory included!

• • • level

EN

BASEL, SWITZERLAND

3–5 December

FEE

CHF 3000

TARGET GROUP

Advanced Clinicians

MAX. PARTICIPANTS

40

SPEAKERS



Dr. Romain
Doliveux



Dr. Manrique
Fonseca

REGISTRATION
AND INFORMATION

education_emea@straumann.com



LECTURE



HANDS-ON

Powered by 

YOUNG PROFESSIONAL EVENT STRAUMANN **ELEVATE**

Seizing your opportunity to grow

26-27TH JUNE, 2025

JOIN US @ GOOGLE IN ZURICH, SWITZERLAND

HIGHLIGHTS OF THE PROGRAM FOR YOUNG BUSINESS OWNERS

- Inspiring exchanges in business, development, creating new business models
- Enhanced content efficiency workshop with google GEN AI
- Listen to our network of selected speakers, influential executives, industry experts and transformational lectures.
- Embracing technological advancements to drive business innovations
- Social networking

 **straumann**



CADAVER COURSE – ADVANCED AND COMPLEX IMPLANT PROTOCOLS

COURSE OVERVIEW

In recent years, there has been a significant increase in patient requests for rehabilitations on both natural teeth and implants. These requests require advanced surgical, periodontal, and prosthetic skills. Moreover, rehabilitation needs are not only functional but must also be optimal from an aesthetic point of view. This course allows participants to share the experience of a team led by two international experts who have combined their expertise in the fields of bone reconstruction, peri-implant soft tissue management, and digital workflow, offering a unique and up-to-date training program. During the practical part on cadavers, the various procedures described in the theoretical part will be demonstrated, and the most important “at-risk” anatomical structures that may be encountered during surgeries will be identified. Subsequently, participants will perform practical exercises under the direct supervision of the instructors.

COURSE TOPICS INCLUDE

- Digital Treatment Planning: Prosthetically Guided Regeneration in the digital era
- Post-extraction socket management in the digital era
- Bone regeneration techniques for the treatment of peri-implant dehiscences and fenestrations
- Guided bone regeneration and block bone grafts in the treatment of complex bone defects
- Techniques of guided bone regeneration using the "sausage" technique
- Techniques of sinus floor elevation and the prevention/management of sinus membrane perforations
- Prosthetic guidelines in the rehabilitation of zygomatic implants

COURSE OBJECTIVES

The course is aimed at professionals who already have considerable experience in implantology but who seek further training to tackle complex anatomical and/or clinical situations and wish to enhance their surgical skills.

• • level

EN

CREMONA, ITALY

13–15 February

LOCATION

Cremona, Italy

FEE

EUR 4000 + VAT

TARGET GROUP

Advanced Clinicians

MAX. PARTICIPANTS

20

SPEAKERS



Dr. Paolo
Casentini



Prof. Matteo
Chiapasco

REGISTRATION
AND INFORMATION

events.it@straumann.com



LECTURE



HANDS-ON
HUMAN
SPECIMEN



SHELL TECHNIQUE MASTER COURSE – AUTOLOGOUS TO RELINING TO ALLOGENEIC

COURSE OVERVIEW

In many implant rehabilitations bone augmentation is necessary to provide sufficient volume of the alveolar process for implant placement in the correct prosthetic position. Though the implantologist has a wide range of options and materials to choose from the shell technique developed by Prof Khoury becomes more and more the standard of bone augmentation. Further developments of the technique do even show better results and offer the opportunity to work with less morbidity for the patient. The concept of augmentative relining during implantation after shell technique augmentation and the allogeneic bone plates are just two of these developments. Is autologous bone irreplaceable as the gold standard or do we now have equivalent methods available? What do allogeneic bone replacement materials do and how safe is their usage? Are there certain surgical prerequisites that have to be followed? The course is aimed at dentists, periodontologists, oral surgeons and oral and maxillofacial surgeons who want to expand their spectrum in the field of implantology, especially in the area of augmentative surgery and soft tissue management. With the help of numerous clinical images and video demonstrations, the principles, methods and materials for the autologous and allogeneic shell technique will be presented in a practical and reproducible manner. Practical exercises on the model and on the pig's jaw should facilitate direct implementation and handling.

COURSE OBJECTIVES

- Presentation of the instruments & materials – what instruments do we need?
- Differential therapeutic indications for bone substitutes & membranes – where are the limits?
- Autologous bone harvesting – techniques, indications & limitations
- Autologous bone augmentation using the shell technique/split bone technique – basic principles of the standard therapy
- Augmentative relining during implantation – what is it useful for?
- Allogeneic bone grafts – the new gold standard of the shell technique?
- Soft tissue management during shell technique augmentation, implantation and stage 2 surgery – the basic of success
- Complication management – how to handle different complications

●●● level

EN

**BAD OEYNHAUSEN,
GERMANY**

27–28 March

LOCATION

Bad Oeynhausen, Germany

FEE

**EUR 2000
plus legal VAT 19%**

TARGET GROUP

Advanced Clinicians

SPEAKERS



**Dr. Jochen
Tunkel**

REGISTRATION AND INFORMATION

kontakt@fachzahnarzt-praxis.de



LECTURE



HANDS-ON



SAVE
THE DATE

FIRST EDITION

STRAUMANN®
REGENERATIVE
EXPERIENCE!

4 – 5 April 2025 | Warsaw, Hotel Continental

 **straumann**



STRAUMANN REGENERATIVE EXPERIENCE

COURSE OVERVIEW

The Straumann Regenerative Experience is a unique, hands-on event designed to equip clinicians with comprehensive knowledge and practical skills in dental regeneration. As the only event in the industry dedicated to a complete biomaterial solution, it covers the full journey of tooth preservation, implant-site management, and peri-implantitis management. The first event of its kind in Straumann's history.

COURSE TOPICS INCLUDE

The Straumann Regenerative Experience immerses participants in three core pillars of regeneration: tooth preservation, implant-site management, and implant preservation. Through expert-led sessions and intensive hands-on workshops, clinicians will master critical techniques to optimize patient outcomes.

COURSE OBJECTIVES

Master Material Selection: Equip clinicians with the knowledge to select and combine biomaterials effectively across a range of cases, from tooth preservation to implant preservation.

Build Hands-On Competence: Provide intensive hands-on experience in bone and soft tissue augmentation, enhancing confidence and practical skills.

Gain Insights from Experts: Learn directly from renowned experts who bring valuable clinical insights and guidance on mastering regenerative techniques.

Promote Holistic Patient Care: Foster a comprehensive understanding of the regenerative journey, enabling participants to offer effective, patient-centered treatment.

Create a Collaborative Network: Connect with like-minded professionals to share insights, experiences, and approaches in regenerative dentistry.

• • • level

EN

WARSAW, POLAND

4–5 April

FEE

EUR 700 + VAT

TARGET GROUP

Advanced Clinicians

MAX. PARTICIPANTS

120

SPEAKERS



Prof. Dr. Anton
Sculean



Dr. Kris
Chmielewski



Dr. Massimo
Froscechi



Dr. Lucrezia
Paternò Holtzman

REGISTRATION
AND INFORMATION

edukacja@straumann.com



LECTURE



HANDS-ON



CARAMES FULL ARCH CLINICAL EXPERIENCES – FROM SIMPLE TO COMPLEX

COURSE OVERVIEW

The rehabilitation of edentulous jaws with immediate loading of osseointegrated implants has been proven to be a predictable treatment over time. Straumann® Pro Arch full arch rehabilitations were designed to enable personalized treatment of edentulous patients, taking into account each individual's expectations, clinical situation, and financial capabilities. Patient-specific treatment protocols are based on the vast experience and anatomic classification developed by Prof. João Caramês, who hosts the course. Treatment planning, from analogical to digital and decision-making strategies need to consider several factors such as patient selection, implant distribution, number of implants, implant type, rehabilitation design and soft tissue management.

COURSE TOPICS INCLUDE

- Patient selection and treatment planning: from analog to digital
- Comprehensive classification for full-arch implant rehabilitation: from simple to complex
- Prosthetic protocols in fully edentulous cases: from the provisional to the final restoration
- Patient management, maintenance protocols, and techniques

COURSE OBJECTIVES

The learning objective of the course is to provide theoretical training and practical experience to successfully manage immediate loading treatment according to the Straumann® Pro Arch surgical and restorative protocol. The program will include discussions about modern technologies, surgical and prosthetic techniques, same day immediate loading and clinical evidence in the field of immediate full arch restorations. The team of experts from the Implantology Institute® will lead the conversations and will answer the questions. The course will take place for two days with theoretical lectures, live surgery and hands-on practice.

• • • level

EN

LISBON, PORTUGAL

23–24 May and
27–28 October

FEE
EUR 1850

TARGET GROUP
Advanced Clinicians

MAX. PARTICIPANTS
25

SPEAKERS



Prof. João
Caramês



Prof. Helena
Francesco



Prof. Duarte
Marques

+ 5 Faculty

REGISTRATION
AND INFORMATION
info@carameseducation.com



LECTURE



HANDS-ON



LIVE



INSPIRE.
ENGAGE.
BE PART
OF THE
CHANGE.
COMING
IN 2025.



Women
Implantology
Network

WIN SUMMIT

EUROPE, MIDDLE EAST, AFRICA

Powered by  **straumann**
In close collaboration with





COURS FRANCOPHONE

COURSE OVERVIEW

The aim of this course is to provide participants with basic theoretical and practical knowledge and skills when entering the world of dental Implantology. An introduction to Straumann's Digital Solutions is also included.

COURSE TOPICS INCLUDE

Prepare dental professionals to perform diagnosis and classify their patients according to SAC levels. The participants will gain in-depth knowledge of Straumann implants and perform implant surgeries. The participants will also learn about the prosthetic components and the know-how for delayed and immediate loading.

COURSE OBJECTIVES

- Basics of modern implantology
- Surgical procedures for single and multiple implant cases
- Implant placement in the posterior and aesthetic region
- Delayed and immediate loading of implants

PRODUCTION FACILITY TOUR VILLERET

Guided Tour of Straumann Villeret Factory included!

includes a visit to Straumann production Facility Villeret

• • • level

FR

BASEL, SWITZERLAND

2-4 July

FEE

CHF 3000

TARGET GROUP

Beginner to Advanced Clinicians

MAX. PARTICIPANTS

24

SPEAKERS



Dr. Jacques Schouwer



Prof. Sebastian Kühl

REGISTRATION AND INFORMATION

education_emea@straumann.com



LECTURE



HANDS-ON



SCULEAN MASTER COURSE IN PERIODONTOLOGY

COURSE OVERVIEW

This course addresses general dentists and specialists who want to learn more about an evidence-based concept on the treatment of periodontally compromised patients, regenerative and plastic-esthetic periodontal and peri-implant surgery along with clinical concepts for the prevention and treatment of peri-implant diseases. Starting with an overview on the anatomy, microbiology, etiology and pathogenesis of periodontitis and peri-implant diseases the Bernese concept is based on comprehensive biological research of the last decades. It encompasses the most important aspects related to the diagnosis, treatment planning, nonsurgical and surgical therapy, use of systemic and local antibiotics, laser and photo-dynamic therapy, regenerative and plastic-esthetic periodontal and peri-implant surgery in the overall frame of a comprehensive treatment concept. Based on complex clinical cases, the various phases of periodontal therapy (i.e. systemic, hygienic, corrective and maintenance) including implant therapy in periodontally compromised patients and their long-term maintenance will be demonstrated. Hands-on workshops and high-quality live surgeries will help to acquire in-depth knowledge about the use of ultrasonic and air polishing systems, laser and photo-dynamic therapy, resective and regenerative and plastic-esthetic periodontal and peri-implant surgery.

COURSE TOPICS INCLUDE

4-day CE course with live surgeries and hands-on workshops.

●●● level

EN

BERN, SWITZERLAND

7–10 July

LOCATION

Bern, Switzerland

FEE

Dentists: CHF 3950 (Early Bird CHF 3750)

Post-doc: CHF 3250 (Early Bird CHF 3150)

For online participation, please check website

TARGET GROUPS

Dentists, post-doc residents

SPEAKERS



Prof. Anton
Sculean



Prof. Giovanni
Salvi

+ 11 speakers

REGISTRATION AND INFORMATION

info@buser-sculean-academy.com



LECTURE



HANDS-ON



LIVE



ALLOGENEIC BONE PLATES FOR 3D AUGMENTATION – SHELL TECHNIQUE 2.0!

COURSE OVERVIEW

Augmentation of large horizontal and vertical defects is one of the challenges of surgical implantology. In recent years, the shell technique has increasingly become the gold standard. However, this requires a large bone harvesting, which is not always possible and may not be desired by the patient. In this case, allogeneic bone plates are a reasonable alternative. In this online live surgery, we will show you the technique of allogeneic 3D augmentation using the shell technique. Be there live, just register and watch! During the surgery, Dr. Jochen Tunkel will share tips and tricks that will make it easier to implement the technique in your daily practice. Afterwards, you will have the opportunity to ask Dr. Tunkel questions directly during a Q&A session. Register quickly, limited places.

COURSE OBJECTIVES

- Allogeneic shell techniques – basic principles in advanced cases
- Shaping of bone plates
- Fixation in atrophic ridges Soft tissue management in augmentative surgeries

●●● level

EN

**BAD OEYNHAUSEN,
GERMANY**

15 August

LOCATION
Online

FEE
EUR 250 + legal VAT 19%

TARGET GROUP
Advanced Clinicians

SPEAKERS



**Dr. Jochen
Tunkel**

**REGISTRATION
AND INFORMATION**
kontakt@fachzahnarzt-praxis.de



LECTURE



ADVANCED COURSE ON IMPLANT DENTISTRY AT HANNOVER UNIVERSITY

COURSE OVERVIEW

Implant dentistry is one of the most convincing achievements in modern dentistry to provide dental rehabilitation to our patients. Latest inputs to even develop this medical field further resulted from 3D imaging analysis, robust DICOM-platforms and biomedical technology and biomaterials innovations. This course shall introduce the participants to these improvements and enable them to use these methods in their individual setting. Apart from lectures, an interactive DICOM-platform presentation, live surgeries and video demonstrations including hands-on-exercises will contribute to this educational event.

COURSE TOPICS INCLUDE

- Reliable way for a prosthodontic driven backwards-planning with CoDiagnostiX
- Impact of 3D-planning on treatment choice in modern implant dentistry
- Donor site improvements based on 3D-imaging analysis and a biological adequate treatment protocol
- Different ways to provide a sinus lift and different augmentation techniques in the posterior mandible

COURSE OBJECTIVES

The course focuses on participants already having good knowledge and experience in implant dentistry. The participants will learn techniques and tips&tricks that will enhance clinical skills in advanced cases.

● ● ● level

EN

HANNOVER, GERMANY

28–29 August

LOCATION

Hannover University

TARGET GROUP

Advanced Clinicians

MAX. PARTICIPANTS

25

SPEAKERS



Prof.
Nils-Claudius
Gellrich



Dr.
Kai-Hendrik
Bormann

REGISTRATION
AND INFORMATION

education_emea@straumann.com



LECTURE



HANDS-ON



LIVE



GENEVA INTERNATIONAL WEEK

COURSE OVERVIEW

There are no more patients, but “Dental Healthcare Consumers”, as they are seeking not just functionality, but also esthetics and life-long management. In order to meet their needs and demands, it is crucial to advance and learn new techniques and adapt new technologies. This fully packed week enables the dentists to have esthetic and functional results in the most challenging clinical situations, and furthermore, ensure life-long management of the treatment. The course is packed with lectures from renowned speakers, Hands-on and also Live surgery viewing, to provide the dentists with confidence to apply the new techniques in their clinics.

COURSE TOPICS INCLUDE

- Correct usage of implants in each region: from free-hand to digital guided surgery
- Lasers to advance in complicated clinical situations
- Piezosurgery for augmentation
- Managing and treating the pandemic of Periimplantitis
- Guided Tour of Straumann Manufacturing Facility

COURSE OBJECTIVES

- To learn to place the right implant in different clinical situations and chose the right prosthetics
- To learn how to use Laser fo advanced treatment concepts
- To learn how to use the Piezo for efficient surgery

includes a visit to Straumann production Facility Villeret

• • • level

EN

GENEVA, SWITZERLAND

1–5 September

FEE

CHF 5100 (including Course, Cinema Congress, lunches and Coffee, 3 Group Dinners, Hotel accommodation and Guided Villeret Tour)

TARGET GROUP

Advanced Clinicians

MAX. PARTICIPANTS

16

SPEAKERS



Dr. Fabian
Hauser



Dr. Istvan
Urban



Prof. Sebastian
Kühl

REGISTRATION AND INFORMATION

info@acadent.ch



LECTURE



HANDS-ON



ZAGA CADAVER COURSE

COURSE OVERVIEW

This intensive four-day course provides specialized training for dentists and surgeons interested in mastering zygomatic and pterygoid implant techniques. Tailored for general dentists, oral and maxillofacial surgeons, implantologists, periodontists, and prosthodontists, the course combines theoretical knowledge with extensive hands-on practice. Participants will explore the anatomical intricacies of the zygomatic and pterygoid regions, gain an evidence-based understanding of the ZAGA Concept and ORIS success code, and perform implant placement using both 3D models and cryopreserved human specimens. By the end of this course, participants will be well-prepared to apply these advanced techniques in their own practices.

COURSE OBJECTIVES

- Identify and navigate the anatomical structures of the zygomatic and pterygoid regions with precision for implant placement
- Understand and apply the ZAGA Concept and ORIS success code to ensure predictable outcomes in complex implant cases
- Execute placement of pterygoid and ZAGA-Straumann zygomatic implants on 3D models, gaining familiarity with real-patient anatomical variations
- Gain hands-on surgical experience by performing implant placement on a cryopreserved human head, enhancing practical skills in a lifelike setting
- Integrate advanced techniques in zygomatic and pterygoid implantology into clinical practice, meeting the needs of patients with severe maxillary atrophy

●●● level

EN

BARCELONA, SPAIN

2–5 September

LOCATION

Carrer Castella, 33 Barcelona

FEE

Full Price: EUR 6100
Early Bird (10%): EUR 5490
(until February 28th)
Certified ZAGA Center (15%):
EUR 5185

SPEAKERS



Dr. Carlos
Aparicio

REGISTRATION
AND INFORMATION
info@zagacenters.com



LECTURE



HANDS-ON



COMPLICATION MANAGEMENT COURSE

COURSE OVERVIEW

Due to rising number of implants, and with it the rising number of complications is evident. It is therefore becoming more and more important to understand these complications and treat them. This course will provide the participants the clinical knowledge to understand and deal with biological and technical complications around implants.

COURSE TOPICS INCLUDE

- Biological Complication around Implants
- Prevention and non-surgical management of periimplantitis
- Surgical therapy of peri-implantitis (GalvoSurge)
- Introduction and Incidences of technical complications and failures with implant crowns and small FDPs
- Management and prevention of technical complications and failures
- Incidences of technical complications and failures in the edentulous cases

COURSE OBJECTIVES

To be able to understand complications around implants and also learn clinical treatment methods for treatments. This will allow clinicians tools to preserve implants.

• • • level

EN

ISTANBUL, TURKEY

5–6 September

FEE

EUR 2000

TARGET GROUP

Advance Clinicians

MAX. PARTICIPANTS

30

SPEAKERS



Prof. Urs
Brägger



Prof. Giovanni
Salvi

REGISTRATION
AND INFORMATION

education_emea@straumann.com



LECTURE



HANDS-ON



THE SWISS TRADITION MEETS THE LATIN CHARISMA

COURSE OVERVIEW

Immediacy is increasingly on demand, especially in esthetic regions. However, a specific skillset and the right tools are needed to perform the right surgical protocol that meets the requirements of the patients. In order to meet Patient's demand, Digital Solutions will facilitate communication with the patient, and the treatment results will be predictable thanks to Digital Planning. This course will tap into the most critical parts that today's patient is looking for: immediate treatment to save time, and predictable and esthetic outcome. These two elements of the best of 2 worlds, Swiss Tradition and Latin Charisma, are put together in the beautiful Course venue in Swiss people's favorite holiday place, Ticino.

COURSE TOPICS INCLUDE

- Live Surgery with immediate Implant insertion and immediate loading
- Clinical Case presentation with 5 years follow up of BLX, and 2 years follow up with TLX
- Showcase the versatility of the new implant system iEXCEL
- Hands-on on Immediate Treatment and Digital Solutions

COURSE OBJECTIVES

This course is designed to provide the participant with the confidence to perform immediacy protocols in esthetic areas. Clinical cases will provide the credibility of the protocol, and Hands-on will provide the training to perform immediacy in esthetic areas. Furthermore, predictable results can be shown and communicated via latest Digital Solutions, which the participants can experience via Hands-on practices with Digital Solution Tools.

● ● ● level

EN

TICINO, SWITZERLAND

12-13 September

FEE

CHF 1800

TARGET GROUP

Advanced Clinicians

MAX. PARTICIPANTS

16

SPEAKERS



Dr. Alessandro
Perucchi



Dr. Cristian
Scognamiglio

REGISTRATION
AND INFORMATION

education_emea@straumann.com



LECTURE



HANDS-ON



LIVE



LIVE PATIENT TREATMENT – PRO ARCH COURSE AT THE UNIVERSITY OF BELGRADE

COURSE OVERVIEW

Straumann® Pro Arch full arch rehabilitations were designed to enable personalized treatment of edentulous patients, Individuals' expectations, clinical & financial situation. This course is to utilize the Pro Arch concept with Digital Planning, and practice on live patients.

Hand-on session on live patients will provide the confidence needed to implement the Pro Arch Treatment concept when the trainees go back to their clinics and perform this treatment in their patients. To make sure the Trainee are trained, the Trainees will work in pairs and do the Live Surgery on 2 patients, and not just 1 shared patient.

COURSE TOPICS INCLUDE

- Pro Arch Treatment Concept focusing on surgical planning, and Prosthetic concepts
- Incorporation of the hands-on module on plastic models and live patients
- Digital Planning of the Surgery

COURSE OBJECTIVES

The learning objective of the course is to provide theoretical training and practical experience to successfully manage immediate loading treatment according to the Straumann® Pro Arch surgical and restorative protocol. By the end of the course, you will have completed a Pro Arch treatment on 2 patients.

● ● ● level

EN

BELGRADE, SERBIA

24–27 September

LOCATION

University Belgrade Serbia

FEE

EUR 3850

TARGET GROUP

Advanced Clinicians

MAX. PARTICIPANTS

14

SPEAKERS



Prof. Aleksa
Markovic

Prof. Miodrag Scepanovic
Prof. Bojan Janjic
Associate Prof. Branka Trifkovic
+Faculty

REGISTRATION AND INFORMATION

education_emea@straumann.com



LECTURE



HANDS-ON



LIVE



TUNNELING MASTER CLASS

COURSE OVERVIEW

A theoretical course, illustrated with photos and videos, serves as a common thread and allows the practical work to be contextualized. Each concept, method, or technique discussed is immediately implemented on the different work models. Learnings are given on several different models.

DAY 1 AND 2: MANAGEMENT OF SOFT TISSUES AROUND NATURAL TEETH IN THE MANDIBLE AND THE MAXILLA

- Extensive training in micro-surgery
- Analyze clinical situations and choose the most relevant therapy
- Modify the cemento-enamel junction to increase the accuracy of coverage
- Retrieve grafts reproducibly using the most appropriate technique, from the palate or the tuberosities
- Protect effectively the harvested sites
- Modify the aesthetic and functional parameters at operated site: cover the roots, create keratinized tissue, increase the gingival biotype, etc.
- Optimize the stability of long-term clinical outcomes
- Manage complications

DAY 3 : MANAGEMENT OF SOFT TISSUE AROUND IMPLANTS

- Analyze clinical situations and choose the most relevant therapy
- Retrieve grafts reproducibly using the most suited technique for implantology
- Protect effectively the harvested sites
- Optimizing pocket and tunnel techniques for implantology
- Modify aesthetic and functional parameters in extraction sockets, edentulous ridges, bone reconstruction sites and implants
- Optimize the stability of long-term clinical outcomes
- Manage complications

COURSE OBJECTIVES

Get the opportunity to gain theoretical knowledge and technical skills. Learn how to master soft tissue management, with the Tunneling technique, in periodontology and in implantology. Each concept and technique is fully explained and immediately put into practice by means of practical work on models designed for training.

●●● level

EN

PARIS, FRANCE

15-17 December

FEE

EUR 2800

TARGET GROUP

Advanced Clinicians

MAX. PARTICIPANTS

20

SPEAKERS



Dr Vincent
Ronco



Dr Eric
David

REGISTRATION
AND INFORMATION

education_emea@straumann.com



LECTURE



HANDS-ON



GBR MASTER COURSE BY BUSER & FRIENDS

COURSE OVERVIEW

The traditional and internationally well-known GBR Master Course has been offered by my team at the University of Bern since 2001. Due to the pandemic and due to my move to a private clinic, the Master Course has gotten a complete face-lift and is now offered through the Buser & Sculean Academy. The first and most important change is the hybrid set-up allowing besides the traditional on-site participation also an online participation using the latest streaming technology. This allows a world-wide knowledge sharing to colleagues and peers, in particular for the young generation of dentists. The second change is the reputation and quality of the faculty, since I was able to invite 5 international top speakers to enrich the program with online lectures. The faculty is absolutely world-class!

COURSE TOPICS INCLUDE

14 Lectures
4 live surgeries

COURSE OBJECTIVES

- Surgical key-factors influencing the long-term stability of implants
- Tooth extraction and implant therapy: What are the treatment options?
- Bone healing in membrane-protected defects
- Tooth extraction and socket grafting followed by implant placement
- Horizontal and vertical ridge augmentation using the sausage technique
- Digital technology for treatment planning and fabrication of surgical stents
- Immediate implant placement: When and how to do?
- The concept of Bone Conditioned Medium (BCM)
- Biological properties of bone grafts and bone substitutes
- Early implant placement with simultaneous GBR
- Long-term stability of implants placed with GBR: The London experience
- GBR procedures in the mandible: Step-by-step procedure
- GBR procedures in complex situations
- GBR for peri-implantitis defects: How to select, how to treat

●●● level

EN

BERN, SWITZERLAND

Date: TBD

LOCATION

SITEM Insel, Freiburgstrasse 3,
3010 Bern

FEE

Dentists: CHF 1600
Post-doc Resident*: CHF 800
Dentist IC**: CHF 800
Post-doc Resident IC*/**:
CHF 400

TARGET GROUPS

Dentists, post-doc residents

SPEAKERS



+ 10 Speakers

Prof. Daniel
Buser

REGISTRATION AND INFORMATION

info@buser-sculean-academy.com



LECTURE



LIVE

INTERNATIONAL

ES
THE
TIC

DAYS



GET READY TO EXPERIENCE THE ART OF
ESTHETIC DENTISTRY

23 – 25 October 2025
Vilamoura, Algarve, Portugal





NEODENT
2025

NEODENT

EMEA CALENDAR 2025

CURITIBA, PARANÁ, BRAZIL

BRAGA, PORTUGAL

BRAGA, PORTUGAL

FIGUEIRA DA FOZ, PORTUGAL

BELGRADE, SERBIA

BARCELONA, SPAIN

BEIRUT, LEBANON



ILAPEO COURSE

COURSE OVERVIEW

Immediate loading technique with GM implants (single & bridge).

COURSE TOPICS INCLUDE

Prepare dental professionals on how to approach immediate loading in their daily practice.

COURSE OBJECTIVES

Definition and principles of immediate loading, Surgical techniques from single to multiple, advantages and indications, guided surgery where are we now, full arch live surgery, hands-on in patients from planning to delivery of immediate single to multiple and temporary restorations.

● ● ● level

EN

CURITIBA, PARANÁ, BRAZIL

February – December

LOCATION

ILAPEO University
R. Jacarezinho 656 – Mercês

FEE

EUR 2000

TARGET GROUP

Straightforward to all levels
of experience in implantology

MAX. PARTICIPANTS

12

SPEAKERS

Dr. Rubens Moreno
Dr. Andrew Melenikotis

REGISTRATION AND INFORMATION

education_emea@straumann.com



LECTURE



HANDS-ON



INTERNATIONAL NEOARCH HANDS-ON COURSE

by Dr. Pedro Rodrigues

COURSE TOPICS INCLUDE

Hands-on course: With actual patients where participants perform implant surgery with immediate loading. Full arch rehabilitation with only four implants: two axial implants tilted up to 45° in the posterior and a fixed bridge for patients meeting the immediate loading criteria.

COURSE OBJECTIVES

- Biomechanical Basis and Clinical Validations for NeoArch Treatment Concept
- Concepts and indications of Neo Arch: How? When? Why? Benefits of tilted implants
- Treatment protocols for mandible and maxilla
- Advantages of the NeoArch treatment concept for patients and the dental practice
- Evidence based protocols to manage straightforward advanced and complex case types
- Clinical cases of edentulous, atrophic jaws and failing dentition

●●● level

EN

BRAGA, PORTUGAL

February – November

LOCATION

Oral Plus by Dr Pedro Rodrigues
R. Padre Vitorino de Sousa Alves
34 4715-213

FEE

Surgical EUR 3775
Prosthetic EUR 2200

TARGET GROUP

This course is for International dental professionals who already place dental implants but seek to learn, improve, and perform patient surgeries with immediate full arch rehabilitation with the Neodent Implant System

MIN & MAX. PARTICIPANTS

10-12 Surgical
6 Prosthetic

SPEAKERS



Dr. Pedro
Rodrigues

REGISTRATION AND INFORMATION

education_emea@straumann.com



LECTURE



HANDS-ON



INTERNATIONAL NEOARCH OVER THE SHOULDER COURSE

by Dr Pedro Rodrigues

COURSE TOPICS INCLUDE

Hands-on course: With actual patients where participants perform implant surgery with immediate loading. Full arch rehabilitation with only four implants: two axial implants tilted up to 45° in the posterior and a fixed bridge for patients meeting the immediate loading criteria.

COURSE OBJECTIVES

- Biomechanical Basis and Clinical Validations for NeoArch Treatment Concept
- Concepts and indications of Neo Arch: How? When? Why? Benefits of tilted implants
- Treatment protocols for mandible and maxilla
- Advantages of the NeoArch treatment concept for patients and the dental practice
- Evidence based protocols to manage straightforward advanced and complex case types
- Clinical cases of edentulous, atrophic jaws and failing dentition

● ● ● level

EN

BRAGA, PORTUGAL

February – November

LOCATION

Oral Plus by Dr Pedro Rodrigues
R. Padre Vitorino de Sousa Alves
34 4715-213

FEE

EUR 2725

TARGET GROUP

This course is for International dental professionals who already place dental implants but seek to learn, improve, and perform patient surgeries with immediate full arch rehabilitation with the Neodent Implant System

MIN & MAX. PARTICIPANTS

14-18

SPEAKERS



Dr. Pedro
Rodrigues

Dr. Artur
Soares

REGISTRATION AND INFORMATION

education_emea@straumann.com



LECTURE



HANDS-ON



NEODENT DIGITAL GUIDED – OVER THE SHOULDER-COURSE

COURSE OVERVIEW

Introduction to Neodent NeoArch concept and the Neodent EasyGuide system.

COURSE TOPICS INCLUDE

- Biomechanical and surgical principles
- The importance of reverse planning on fully and partially edentulous arches
- Hands-on Guided surgery on models
- Surgery on patients
- Immediate loading

COURSE OBJECTIVES

- To understand the importance of reverse planning for the aesthetic and functional outcome
- To understand Neodent® NeoArch biomechanical and surgical principles
- To understand and perform the surgical workflow with Neodent® EasyGuide

• • • level

EN

FIGUEIRA DA FOZ, PORTUGAL

February – November

LOCATION

Dentalderme Essential Esthetics

FEE

EUR 2200


TARGET GROUP

Experienced Surgeons, Maxillo Facial Surgeons and GP's wanting to start or step-up their Digital Protocols


MIN & MAX. PARTICIPANTS

10-12


SPEAKERS



Dr. Francisco
Maligno



Dr. Luis
Tovim



Dr. Kevin
Oliveira

REGISTRATION AND INFORMATION

education_emea@straumann.com



LECTURE



HANDS-ON



ADVANCED PERFECTION – IMPLANTOLOGY WITH PATIENTS

COURSE OVERVIEW

Immediate loading technique with GM implants (single & bridge).

The aim of this course is to provide participants with basic theoretical and practical knowledge and skills when entering the world of dental Implantology. Participants will have an opportunity to treat patients under the mentorship of their colleagues.

COURSE TOPICS INCLUDE

Prepare dental professionals on how to approach immediate placement and immediate loading protocols! By the end of the course, you will have placed and restored 2x implants on patients.

COURSE OBJECTIVES

- Definition and principles of immediate loading
- Surgical techniques from single to multiple
- Advantages and indications
- Guided surgery: where are we now?
- Full arch live surgery, hands-on in patients: from planning to delivery of immediate single to multiple and temporary restorations.

• • • level

EN

BELGRADE, SERBIA

May

LOCATION

University Belgrade Serbia

FEE

EUR 2200

TARGET GROUP

Straightforward to all levels of experience in implantology

MIN & MAX. PARTICIPANTS

12-16

SPEAKERS

Prof. Zoran Aleksic
Dr. Iva Milinkovic
Dr. Ana Todorovic
Dr. Branislav Ilic
Dr. Mirko Glisic

REGISTRATION AND INFORMATION

education_emea@straumann.com



LECTURE



HANDS-ON



NEODENT ZYGOMA COURSE

COURSE OVERVIEW

Introduction to Neodent Zygoma Implant.

COURSE TOPICS INCLUDE

Hands-on Course with Neodent Zygoma Implant to be able to understand and adequately select and treat Edentulous patients for whom conventional solutions are no longer an option!

COURSE OBJECTIVES

- Introduction to zygomatic implants philosophy. Anatomic background
- Neodent zygoma implant system (Implant sizes, abutments, drilling, etc.)
- How we decide for a zygoma implant treatment?
Hybrid zygoma / Quad zygoma?
- Diagnostics, planning and surgery schedule step by step
- Different situations and what to do in each case
- Anchoring, distribution and emergency of the zygoma implants for correct biomechanics
- Pathology associated to maxillary sinus
- Complications and how to avoid / solve them
- Final restorations recommended and follow up
- Tips and hints for these procedures

• • • level

EN

BARCELONA, SPAIN

LOCATION
Manresa

FEE
EUR 1500

MIN & MAX. PARTICIPANTS
10-14

SPEAKERS



Dr. Enric
Pintado

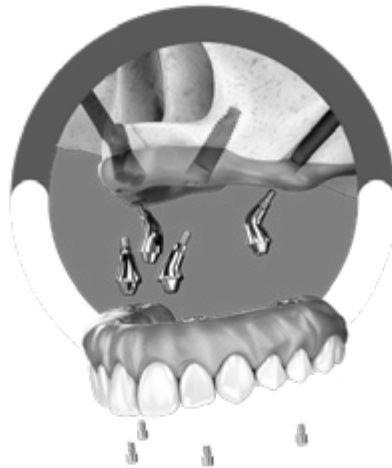
REGISTRATION
AND INFORMATION
education_emea@straumann.com



LECTURE



HANDS-ON



ALL IN ONE®-NEOARCH®: EXTRACT, IMPLANT, RESTORE, ALL IN ONE SESSION IMMEDIATE FIXED FULL-ARCH SOLUTIONS

COURSE OVERVIEW

Participants should be able to predictably and systematically perform full arch cases with immediate functional and aesthetic restorations in the same session for the mandible and the maxillae.

COURSE OBJECTIVES

- All in one® – NeoArch®: The story behind the name of the procedure. It is about performing the needed extractions, implant placement and the restoration (temporary), all in one session. Immediate fixed full arch solutions.
- Full arch: various treatment modalities and general guidelines: implant numbers, lengths, positions, quality of bone, implant angulations, cantilever, multiunit abutments.
- Immediacy in implantology, immediate implantation and immediate loading. Limits risks, indications and application in full arch.
- Graftless solutions and their applications. Grafting vs non grafting with various implant lengths.
- Number of implants, pricing and affordability.
- VTP: Virtual Teeth Positioning. How to communicate between the lab and the dentist for the positioning of the incisal edge of the centrals and the occlusal plane. How to take a single calibrated picture and place the future teeth in a way to prepare the surgical guide for bone reduction and the prefabricated hybrid prior to the surgery.
- Surgical technique: In depth step by step for the maxillae and the mandible.
- Immediate restoration by converting the prefabricated hybrid into a fixed durable hybrid screw retained over abutments.
- Final restoration and selection: PFM, Hybrid, Zirconia and Peek.
- An introduction to zygomatic, trans sinus and pterygoid implants.
- Guided full arch IMMEDIATE FIXED FULL-ARCH SOLUTIONS
Live Surgery & CDP

• • • level

EN

BEIRUT, LEBANON

March – September

LOCATION
Lebanon

FEE
EUR 1750

MIN & MAX. PARTICIPANTS
10-15

SPEAKERS



Dr. Maxim
Bani

REGISTRATION
AND INFORMATION
education_emea@straumann.com



LECTURE



HANDS-ON



LIVE



ANTHOGYR
2025

ANTHOGYR

EMEA CALENDAR 2025



SALLANCHES, FRANCE

SALLANCHES, FRANCE

SALLANCHES, FRANCE

**WE
DARE
FOR
YOU.**



IMMERSION 360° FOR EASTERN EUROPE

COURSE OVERVIEW

DAY 1

Introduction to Anthogyr company: our roots, DNA, values, people and behind the scenes our production site. Be surprised by the outstanding benefits of our Axiom® Concept and our Simedra® CAD/CAM innovations.

DAY 2

Attend a clinical day led by a qualified implantologist who shares personal experience and provides you with individual support.

Let's be practical!

Participate in a Campus hands-on session. On top of that, experience and learn up-close state of the art Implant surgery in a Live Surgery session.

COURSE TOPICS INCLUDE

Immediacy, full arch restauration, soft tissue management. Test our guided surgery and find out about our digital workflow solutions.

COURSE OBJECTIVES

2 days to discover Anthogyr and guide you through the implementation of our Axiom solution in your daily practice.

● ● level

EN

SALLANCHES, FRANCE

12-13 June

LOCATION

45 min. from Geneva airport

FEE

EUR 1500

TARGET GROUP

Surgeons & GPs

MAX. PARTICIPANTS

24

REGISTRATION AND INFORMATION

education_emea@straumann.com



LECTURE



HANDS-ON



LIVE

**WE
DARE
FOR
YOU.**



IMMERSION 360° FOR THE MIDDLE EAST

COURSE OVERVIEW

DAY 1

Introduction to Anthogyr company: our roots, DNA, values, people and behind the scenes our production site. Be surprised by the outstanding benefits of our Axiom® Concept and Innovations.

DAY 2

Attend a clinical day led by a qualified implantologist who shares personal experience and provides you with individual support.

Let's be practical!

Participate in a Campus hands-on session. On top of that, experience and learn up-close state of the art Implant surgery in a Live Surgery session.

COURSE TOPICS INCLUDE

Immediacy, full arch restoration, soft tissue management. Test our guided surgery and find out about our digital workflow solutions.

COURSE OBJECTIVES

2 days to discover Anthogyr and guide you through the implementation of our Axiom solution in your daily practice.

● ● ● level

EN

SALLANCHES, FRANCE

16-17 July

LOCATION

45 min. from Geneva airport

FEE

EUR 1500

TARGET GROUP

Surgeons & GPs

MAX. PARTICIPANTS

24

REGISTRATION AND INFORMATION

education_emea@straumann.com



LECTURE



HANDS-ON



LIVE

**WE
DARE
FOR
YOU.**



IMMERSION 360° FOR MAGHREB

COURSE OVERVIEW

DAY 1

Introduction to Anthogyr company: our roots, DNA, values, people and behind the scenes our production site. Be surprised by the outstanding benefits of our Axiom® Concept and our Simedra® CAD/CAM innovations.

DAY 2

Attend a clinical day led by a qualified implantologist who shares personal experience and provides you with individual support.

Let's be practical!

Participate in a Campus hands-on session. On top of that, experience and learn up-close state of the art Implant surgery in a Live Surgery session.

COURSE TOPICS INCLUDE

Immediacy, full arch restauration, soft tissue management. Test our guided surgery and find out about our digital workflow solutions.

COURSE OBJECTIVES

2 days to discover Anthogyr and guide you through the implementation of our Axiom solution in your daily practice.

● ● ● level

EN

SALLANCHES, FRANCE

24–25 November

LOCATION

45 min. from Geneva airport

FEE

EUR 1500

TARGET GROUP

Surgeons & GPs

MAX. PARTICIPANTS

24

REGISTRATION AND INFORMATION

education_emea@straumann.com



LECTURE



HANDS-ON



LIVE



MEDENTIKA
2025

MEDENTIKA

EMEA CALENDAR 2025



CALW, GERMANY

CALW, GERMANY

TAIPEI, TAIWAN

CALW, GERMANY

TURKEY



LEVEL UP YOUR DESIGN SKILL AND KNOW-HOW IN THE DIGITAL FIELD

COURSE OVERVIEW

In our upcoming 2-day course we will focus on planning prosthetic solutions completely digitally. This hands-on course is suitable for everyone starting with the digital workflow or who has already acquired basic knowledge. Participants will get to know the digital process from scanning, designing, milling and printing at our MedentiTEC Training Center in Calw.

The course will cover most aspects of digital workflow which are essential for a modern dental laboratory. We will focus on the IPS & MPS Implant libraries which are essential part of planning implant prosthetic solutions digitally.

Each participant will scan and design their own “Custom Abutment” in exocad with the unique integration and consideration of tips and tricks from our experienced dental technician in this field, Markus Menczynski.

COURSE TOPICS INCLUDE

- Focus on planning prosthetic solutions completely digitally
- Digital Workflow in laboratory
- Focus on the libraries
- Factory tour
- Hands-on: scan and design their own “Custom Abutments”

• • • level

EN

CALW, GERMANY

24–25 April

LOCATION

MedentiTEC
Im Interkom 32
75365 Calw

FEE

EUR 850

TARGET GROUP

Dental technician

MAX. PARTICIPANTS

20

SPEAKERS

DT Markus Menczynski

REGISTRATION AND INFORMATION

education_emea@straumann.com



LECTURE



HANDS-ON



DIGITAL IMPLANT PROSTHETICS: ADVANCED TRANSFORMATIVE COURSE

COURSE OVERVIEW

Embark on a journey to elevate your dental practice with our dynamic two-day course, meticulously designed for forward-thinking dental professionals. This immersive experience merges cutting-edge technology with practical expertise, empowering you to redefine the standards of implantology and prosthetics.

DAY 1: Digital Dentistry Unleashed

Dive into the future of dentistry as you explore groundbreaking advancements and trends that are reshaping the industry. From gaining insights into leading implantology companies to harnessing the power of AI in digital workflows, you'll discover how technology is enhancing patient care and practice efficiency. Engage in hands-on intraoral scanning sessions, and apply what you've learned in a collaborative environment, fostering innovation and creativity.

DAY 2: Mastering Prosthetic Excellence

On the second day, delve into the art and science of prosthetic design. Learn how to craft precise emergence profiles that not only elevate aesthetics but also enhance functionality. Explore a spectrum of advanced prosthetic solutions tailored for complex clinical cases, and gain firsthand experience in a practical workshop, where you'll create single implant restorations at the chairside under expert guidance.

By the end of this course, you will be equipped with the knowledge and skills to implement innovative strategies in your practice, ensuring you remain at the forefront of the ever-evolving field of implantology and prosthetics.

• • • level

EN

CALW, GERMANY

30–31 May

LOCATION

MedentiTEC
Im Interkom 32
75365 Calw

FEE

EUR 990

TARGET GROUP

GPs & Prosthodontists

MAX. PARTICIPANTS

20

SPEAKERS

Dr. Ragai Edward Matta DMD,
Dr. Anna Seide
ZT Alexander Strunz

REGISTRATION AND INFORMATION

education_emea@straumann.com



LECTURE



HANDS-ON



THE FUTURE OF DENTISTRY FULLY DIGITAL GUIDED ALL-ON-X TREATMENT & PRE-WORKSHOP FOR DENTAL TECHNICIANS

COURSE OVERVIEW

All-on-X technology has been developed for many years. Can a terminal dentition patient experience a healthy oral environment with All-On-X treatment. As long as the indication matches, it can indeed effectively improve patients' oral function and regain a new life. But does All-on-X simply mean 4-6 implants with a set of dental bridges on top of it? Can we achieve long-term stable ideal masticatory muscle performance and aesthetics? What concepts do doctors need to have? What details need to be paid attention to? How to evaluate and analyze the type of full-mouth reconstruction suitable for patients when consulting patients?

After the diagnosis is completed, how to accurately collect data?

Are there any tools that can make doctors more efficient?

Why do other people's dentures look natural and beautiful, while mine are either dull or toothy?

What is the ideal design for full-mouth digital teeth arrangement?

Is free-hand dental implantation risky? How should a fully edentulous patient proceed without adjacent teeth as a reference?

Fully guided surgery is a good method, but how do I enter the digital world?

It's hard to prepare for formal dentures. How to take impressions?

What type of dentures should be made? How to adjust the bite? What you've gone through is clear in mind and is a trigger for the course.

We will share the experience and knowledge of the GLD digital team over the past few years. A plentiful theoretical and clinical case analysis, which makes it no longer a dream for the patients to wear their smile right after the surgery.

● ● ● level

EN

TAIPEI, TAIWAN

19-21 September

LOCATION

Straumann Training center
11493, Taipei City, Neihu District,
Zhouzi St, No 105, 3F

FEE

NTD 80000

TARGET GROUP

Dentists and dental technicians

MAX. PARTICIPANTS

20

SPEAKERS

Sam Liu
Tony Chang
Lucky Tseng
John Chuang
Jerry Lei
Lulu Chen

REGISTRATION AND INFORMATION

education_emea@straumann.com



LECTURE



HANDS-ON



LEVEL UP 2.0 – LEVEL UP YOUR DESIGN SKILLS AND KNOW-HOW ON EXOCAD & MEDENTIKA

COURSE OVERVIEW

Join us together with our dental technician Markus Menczynski on this upcoming hands-on course in Calw, Germany. Together we will focus this time on “hybrid abutments” especially in the anterior region.

Gain the knowledge to use second-generation titanium bases and ASC-Flex hybrid abutments in the digital process, from a single implant crown to a 3-unit bridge, all available in the excellent prosthetic portfolio from Medentika. Discover as well the “switch implant connection” available with the MPS System.

Each participant will scan and design in Exocad with the guidance and integration of tips and tricks regarding the software from our experienced dental technician in this field, Markus Menczynski.

• • • level

EN

CALW, GERMANY

9–10 October

LOCATION
MedentiTEC
Im Interkom 32
75365 Calw

FEE
EUR 850

TARGET GROUP
Dental technician

MAX. PARTICIPANTS
20

SPEAKERS
DT Markus Menczynski

**REGISTRATION
AND INFORMATION**
education_emea@straumann.com



LECTURE



HANDS-ON



STRAUMANN
LAB ACADEMY MEETS

MEDENTIKA 20 YEARS EVENT

MEDENTIKA ANIVERSARY CONGRESS – 20 YEARS CELEBRATION

OVERVIEW

Two-day event for all customer groups with **hands-on workshops**, scientific and clinical lectures on **two parallel podiums** and a big 20 years celebration party.

DAY 1: WS-Day

All day hands-on WSs on different levels and topics around all areas in dentistry such as surgery, prosthetics, digitalization etc.

EVENING: Celebration Party

DAY 2: Congress day

The congress is designed for surgeons, prosthodontists and dental technicians at the same time. There will therefore be two parallel podiums where the respective specialists will give their presentations to the respective audiences. 15 speakers will show the latest trends, share their experiences and highlight the surgical as well as the prosthetic and Lab specific aspects.

JOIN US TO CELEBRATE OUR ANIVERSARY, CONNECT TO YOUR PEERS AND UNLOCK NEW POSSIBILITIES FOR YOUR LAB AND PRACTICE

• • • level

EN

ANTALYA, TURKEY

28–29 November

TARGET GROUP

Surgeons, Prosthodontists,
Dental technicians

MAX. PARTICIPANTS

700

SPEAKERS

15

REGISTRATION AND INFORMATION

education_emea@straumann.com



LECTURE



HANDS-ON



**DIGITAL SOLUTIONS
2025**

DIGITAL SOLUTIONS

EMEA CALENDAR 2025

GDAŃSK, POLAND

LONDON, UK

SALLANCHES, FRANCE

DUBAI, UAE

MENDARO, SPAIN

CALW, GERMANY

CALW, GERMANY



DIGITAL WORKFLOW IN IMPLANT DENTISTRY – GUIDED SURGERY

LEVEL 1

COURSE OVERVIEW

Learn about guided surgery general rules and objectives, discover different tools necessary to master the clinical outcomes of digital implant-prosthodontics in your practice and try it hands-on. In this course you'll learn about possibilities and limitations of digital implant-prosthodontics from straight forward to advanced level cases.

DAY 1 of the course will take you through planning of guided surgery. You'll learn to use the coDiagnostiX software and control your implant-prostheses, as well as surgery, for predictable and repeatable results. You'll plan surgical guides and learn how to get a perfect ready-made, screw-retained temporary restoration for your patient before you even place the implant.

DAY 2 of the course will give you a chance to work hands-on with a guided surgery system. You'll understand the differences between different guided surgery systems and place implants in the models controlling the prosthetic outcome of the treatment in a perfect manner. You'll also learn about intra oral (IO) scanning, with hands-on workshops for implant-based restorations and practical tips & tricks. A perfect continuation of the course, "Guided surgery & digital workflow in implant dentistry, Level 2" with prof. Hani Tohme, will take you smoothly into further digital workflow, going into complex cases such as full arch implant restorations.

COURSE OBJECTIVES

- Learn to plan implant cases and design surgical guides
- Learn to use the guided surgery cassettes and to perfectly control the surgery
- Master intra oral (IO) scanning for implant cases
- Learn how to restore the implants digitally without compromising accuracy

• • • level

EN

GDAŃSK, POLAND

LOCATION

SurgeonSmileClinic
Chmielewski & Karczewskav
Advanced Implant Center
ul. Karola Szymanowskiego 2,
80-280 Gdańsk VIGO
office building (1st floor)

FEE

EUR 1500

TARGET GROUP

Surgeons, Implantologists,
GPs, Prosthodontists

MAX. PARTICIPANTS

10

SPEAKERS



Dr. Maja
Chmielewska

REGISTRATION AND INFORMATION

education_emea@straumann.com



LECTURE



HANDS-ON



DIGITAL WORKFLOW IN IMPLANT DENTISTRY – FROM 3D PRESURGICAL PLANNING TO FINAL CAD CAM RESTORATION. LEVEL 1+2

COURSE OVERVIEW

In this course, the technical and clinical advantages of the digital workflow will be explained, and it will be clear how every single digital step can help the clinicians, technicians, and patients in different ways – saving time, increased precision, predictable outcomes, and enhanced professional-to-patient communication. You will be able to master the tools available for digital workflow in implant dentistry – It provides a systematic approach to learn from intraoral scanning (digital impressions) to the 3D planning software and 3D printing, all the way to guided surgery and placing implants in the most technological, well planned and therefore safest way possible

COURSE TOPICS INCLUDE

- Guided surgery Hands-on course

COURSE OBJECTIVES

- Scan using Virtuo Vivo intra-oral digital scanner
- Use of coDiagnostiX software
- Single tooth aesthetic zone case
- Single tooth posterior zone case
- Design a surgical guide
- Printing of a surgical guide
- Hands-on practice on guided implant surgical placement

• • • level

EN

LONDON, UK

18–20 June

LOCATION

Queen Mary University of
London 3rd Floor Seminar Room
Dental Hospital
Turner Street Whitechapel

FEE

EUR 2000

TARGET GROUP

Surgeons, Implantologists,
GPs, Prosthodontists

MAX. PARTICIPANTS

15

SPEAKERS



Prof. Shakeel
Shahdad

REGISTRATION AND INFORMATION

education_emea@straumann.com



LECTURE



HANDS-ON



DIGITAL WORKFLOW IN IMPLANT DENTISTRY – GUIDED SURGERY

LEVEL 1

COURSE OVERVIEW

Learn about guided surgery general rules and objectives, discover different tools necessary to master the clinical outcomes of digital implant-prosthetics in your practice and try it hands-on. In this course you'll learn about possibilities and limitations of digital implant-prosthetics from straight forward to advanced level cases.

DAY 1 of the course will take you through planning of guided surgery. You'll learn to use the coDiagnostiX software and control your implant-prostheses, as well as surgery, for predictable and repeatable results. You'll plan and design surgical guides and learn how to get a perfect ready-made, screw-retained temporary restoration for your patient before you even place the implant.

DAY 2 of the course will give you a chance to work hands-on with a guided surgery system. You'll understand the differences between different guided surgery systems and place implants in the models controlling the prosthetic outcome of the treatment in a perfect manner. You'll also learn about intra oral (IO) scanning, with hands-on workshops for implant-based restorations and practical tips & tricks.

COURSE TOPICS INCLUDE

- Guided surgery Hands-on course

COURSE OBJECTIVES

- Learn to plan implant cases and design surgical guides
- Learn to use the guided surgery cassettes and to perfectly control the surgery
- Master intra oral (IO) scanning for implant cases
- Learn how to restore the implants digitally without compromising accuracy

• • • level

EN

SALLANCHES, FRANCE

13–14 November

LOCATION
Anthogyr HQ

FEE
EUR 1500

TARGET GROUP
Surgeons, Implantologists,
GPs, Prosthodontists

MAX. PARTICIPANTS
15

SPEAKERS



**Dr. Giuliano
Fragola**

**REGISTRATION
AND INFORMATION**
education_emea@straumann.com



LECTURE



HANDS-ON



DIGITAL WORKFLOW IN IMPLANT DENTISTRY – GUIDED SURGERY

LEVEL 2

COURSE OVERVIEW

The course will cover the necessary knowledge about guided surgery and the digital workflow in implant dentistry.

DAY 1 of the course, the focus will be on guided surgery, from planning to execution. The participants will learn how to virtually plan implant placement with a prosthetically driven mindset on the planning software for single, multiple, and full implant cases. Afterwards, the participants will learn how to design a surgical guide depending on the case and how to proceed with the manufacturing steps. The participants will then learn how to fix the sleeves on a printed guide and then how to support the guide on a model, along with the drilling steps for implant bed preparation.

DAY 2 of the course will focus more on digital steps to obtain an implant-supported prosthesis. The participant will learn how to register a digital implant impression using an intraoral scanner, how to import the file on the designing software, how to superimpose the scan body obtained with the scanner to its corresponding library file, and how to design an implant-supported prosthesis on a digital titanium base abutment. The cases will include single and multiple implant restorations. All the steps will be shown by the instructor with the explanation of all the details. The course will start by presenting fully documented clinical cases, with a step-by-step workflow, showing what is really possible to achieve and the limitations of the proposed techniques.

COURSE OBJECTIVES

- Explain and demonstrate how to virtually plan implant cases
- Explain how to design and fabricate a surgical guide
- Explain and demonstrate how to surgically implement the planned guided implant placement
- Explain and demonstrate how to digitally register implant impressions
- Explain and demonstrate how to digitally design implant-supported prostheses
- Discuss different clinical cases and approaches
- Discuss what is present in the literature for now

• • • level

EN

DUBAI, UAE

**30 October –
1 November**

LOCATION
CAPP EVENTS & TRAINING
Onyx Tower 2
Office P204 & P205
The Greens

FEE
EUR 1500

TARGET GROUP
Surgeons, Implantologists,
GPs, Prosthodontists

MAX. PARTICIPANTS
20

SPEAKERS



**Dr. Hani
Tohme**

**REGISTRATION
AND INFORMATION**
education_emea@straumann.com



LECTURE



HANDS-ON



LIVE



DIGITAL PROTOCOLS – SMILE IN A BOX CONCEPT

COURSE OVERVIEW

Smile in a Box™ is a flexible, digital treatment planning and manufacturing service that helps you to grow and develop your dental practice. This concept drives value by improving patient acceptance and allowing access to digital dentistry without investing in additional hardware or software. The aim of this course is to help you understand the step-by-step of Smile in a Box™ concept, from the needed data information to the proper communication with the design team, and the Guided Surgery after receiving the needed guided templates. All aspects within this concept will be demonstrated and practiced, as well as the advantages of utilizing this protocol in a time saving and cost benefit perspective. The hands-on for the surgical part will utilize the Learn-in-a-Box training materials.

COURSE TOPICS INCLUDE

- Guided surgery Hands-on course

COURSE OBJECTIVES

- Learn the advantages and proper use of SiaB concept
- Learn how to communicate with the Design team
- Learn to use the guided surgery cassettes and to perfectly control the surgery
- Master intra oral (IO) scanning for implant cases
- Learn how to restore the implants digitally without compromising accuracy

• • • level

EN

MENDARO, SPAIN

22–23 May

LOCATION
Creotech HQ

FEE
EUR 1500

TARGET GROUP
Surgeons, Implantologists,
GPs, Prosthodontists

MAX. PARTICIPANTS
15

SPEAKERS



Dra. Arantza
Rodríguez

REGISTRATION
AND INFORMATION
education_emea@straumann.com

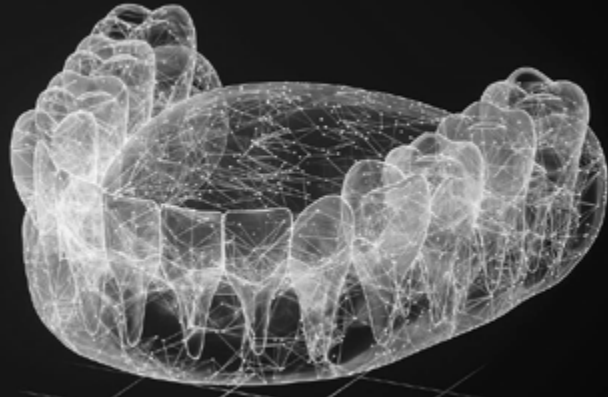


LECTURE



HANDS-ON

Straumann Lab Academy



LEVEL UP YOUR DESIGN SKILLS AND KNOW-HOW IN THE DIGITAL FIELD

COURSE OVERVIEW

In our upcoming 2-day course we will focus on planning prosthetic solutions completely digitally.

This hands-on course is suitable for everyone starting with the digital workflow or who has already acquired basic knowledge.

Participants will get to know the digital process from scanning, designing, milling and printing at the MedentiTEC Training Center in Calw.

COURSE TOPICS INCLUDE

The course will cover most aspects of digital workflow which are essential for a modern dental laboratory.

We will focus on several different digital solutions as Planning Software's, IOS and Lab Scanners, 3D Printers, CAD Software's, Implant libraries which are essential part of planning implant prosthetic solutions digitally, and others.

COURSE OBJECTIVES

- To get a better understanding of the Digital Workflow and the respective tools available today.
- To increase the efficiency and responsibility of the Lab Technician withing the clinical team.
- Improve the communication between the Lab and the Clinic to insure the best possible treatment outcome for the patient.
- Each participant will scan and design their own "Custom Abutment" in Exocad, verify the digital integration and get the considerations for tips and tricks.

• • • level

EN

CALW, GERMANY

24–25 April

LOCATION
MedentiTEC
Education Center
Im Interkom 32
Calw, Germany

FEE
EUR 850

TARGET GROUP
Lab Technicians

MAX. PARTICIPANTS
20

SPEAKERS



DT Markus
Menczynski

**REGISTRATION
AND INFORMATION**
education_emea@straumann.com

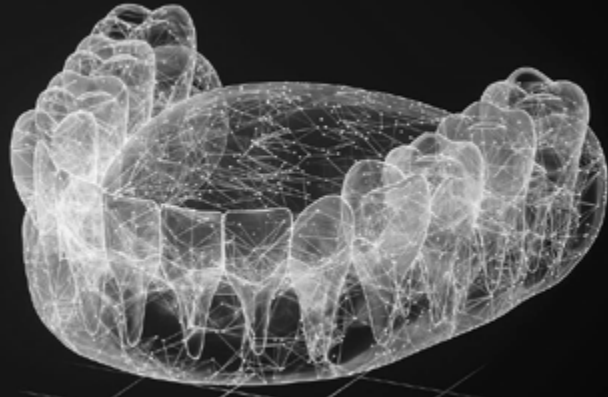


LECTURE



HANDS-ON

Straumann Lab Academy



FULL ARCH REHABILITATIONS – IMMEDIATE LOADING, BAR AND FINAL ACRYLIC IMPLANT BRIDGE

COURSE OVERVIEW

This course provides a comprehensive look at the technical steps required for successful acrylic full arch rehabilitations.

It includes the essential techniques for achieving functional and aesthetic results in full-arch immediate rehabilitation. You'll learn how to effectively plan, prepare, and execute immediate loading with confidence, gaining predictable and high-quality outcomes.

The course will also cover the crucial role of the titanium bar in ensuring the bridge's stability and reliability. You will dive deep into the design, placement, dimensions, and proportions of the titanium bar—all essential factors that impact the quality of the final outcome.

Additionally, you'll learn acrylic processing techniques crucial for achieving consistent mechanical strength and aesthetic appeal maximizing the quality of the final prosthetic results.

COURSE TOPICS INCLUDE

- Tips & Tricks for the perfect Immediate Loading
- Optimizing the Titanium Bar design for success
- Demo of a titanium acrylic implant bridge
- Hands-on of an acrylic customized gum
- Microwave polymerization

COURSE OBJECTIVES

- Master full-arch immediate rehabilitation techniques
- Develop expertise in titanium bar design and placement
- Learn advanced acrylic processing techniques
- Achieve predictable and high-quality results

• • • level

EN

CALW, GERMANY

25–26 September

LOCATION
MedentiTEC
Education Center
Im Interkom 32
Calw, Germany

FEE
EUR 850

TARGET GROUP
Lab Technicians

MAX. PARTICIPANTS
20

SPEAKERS



DT Paula
Neri

**REGISTRATION
AND INFORMATION**
education_emea@straumann.com



LECTURE



HANDS-ON

STRAUMANN LAB ACADEMY

MEETS **MEDENTIKA** 20 YEARS EVENT

An amazing international event focusing in innovation and state of the art technology for Dentists and **Lab Technicians**

- World class lectures
- Workshops
- Digital workflows
- Business improvement
- Social Networking

Join us in Antalya, Turkey

28 – 29 November 2025



**PARTNER COURSE
2025**

PARTNER COURSE

EMEA CALENDAR 2025 (1/3)



SMILECLINIC

GDAŃSK, POLAND

GDAŃSK, POLAND

GDAŃSK, POLAND

GDAŃSK, POLAND

VIC

VILNIUS, LITHUANIA

VILNIUS, LITHUANIA

VILNIUS, LITHUANIA

VILNIUS, LITHUANIA

VILNIUS, LITHUANIA

ATELIER DENTAL MADRID

MADRID, SPAIN

MADRID, SPAIN

PARTNER COURSE

EMEA CALENDAR 2025 (2/3)

ALAIN ROMANOS

DUBAI, UAE

DUBAI, UAE

DUBAI, UAE

DUBAI, UAE

THE CAMPBELL ACADEMY

NOTTINGHAM, UK

NOTTINGHAM, UK

NOTTINGHAM, UK

NOTTINGHAM, UK

NOTTINGHAM, UK

NOTTINGHAM, UK

NOTTINGHAM, UK

SMILE CONCEPT

MARSEILLE, FRANCE

MARSEILLE, FRANCE

MARSEILLE, FRANCE

PARTNER COURSE

EMEA CALENDAR 2025 (3/3)



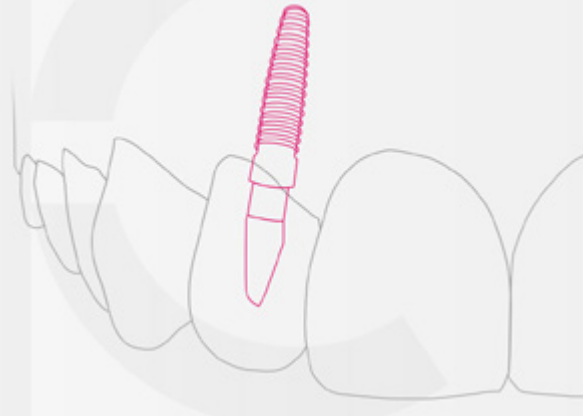
ITI

BOSTON, USA

VILNIUS, LITHUANIA

BERN, SWITZERLAND

BELGRADE, SERBIA



CODIAGNOSTIX™ INTENSIVE SOFTWARE TRAINING

COURSE OVERVIEW

All participants need to come with their own laptops with specification:
Windows 10 or 11 based computers, 16GB RAM, external mouse with wheel.

DAY 1: SINGLE TOOTH

- Introduction to coDiagnostiX software
- Easy and Advanced mode
- Data collection
- Data import
- Data matching
- Tooth supported guides
- Single implant planning principles in the molar region
- Single implant planning principles in the aesthetic region
- Immediate implantation planning
- Working with Mesh Editor - correction and verification of STL files
- Design of the guide
- Export of the guide
- Production of the guide with SLA/DLP printers
- Production of the guide with PolyJet printers
- coDiagnostiX ntensive Software

DAY 2: BRIDGE

- Data import
- Data matching
- Bridge in the maxilla posterior region
- Bridge in the mandible posterior region - free end situation
- Bridge in the aesthetic region
- Tooth supported guides
- Tooth and bone supported guides
- Working with Mesh Editor - correction and verification of STL files
- Design of the guide
- Export of the guide
- Production of the guide with SLA/DLP printers
- Production of the guide with PolyJet printers

DAY 3: EDENTULOUS

- Introduction to edentulous cases
- Data requirements CBCT and Dual Scan
- Workflow and data organisation
- Planning of the implants - principles and anatomical considerations
- Guide design for Pro Arch - 4 implants in the lower jaw - bone supported guide
- Guide design Pro Arch - 4 implants in the upper jaw - mixed support

GDAŃSK, POLAND

LOCATION

SmileClinic Education Centre
Szymanowskiego 2
80-280 Gdansk

FEE

EUR 2000

TARGET GROUP

Surgeons & GPs

MAX. PARTICIPANTS

20

INSTRUCTORS



Dr. Kris
Chmielewski



Dr. Maja
Chmielewska

REGISTRATION

AND INFORMATION

education_emea@straumann.com



PINK AND WHITE AESTHETICS ON A SIX-UNIT ZIRCONIA FRAMEWORK

COURSE OVERVIEW

2 DAY COURSE FOR DENTAL TECHNICIANS

In these two days course Nico will demonstrate how to realise a six anterior teeth restoration with gingiva, using Creation ZI-CT. Starting point is the analysis of the natural gingiva anatomy followed by the of discussion what is needed to achieve a high aesthetic result, as well as a natural looking transition between white and pink ceramic. Nico will show step by step how to handle ceramic layering, shape, colour, and texture.

WHAT YOU WILL LEARN

- Anatomy and morphology of gingiva
- How to create harmony between gingiva and teeth
- Shape and color
- Individual ceramic layering
- Different bakes and programs
- Makro and micro texture
- Tips and tricks

GDAŃSK, POLAND

LOCATION

SmileClinic Education Centre
Szymanowskiego 2
80-280 Gdansk

FEE

EUR 1400

TARGET GROUP

Dental Technicians

MAX. PARTICIPANTS

8

INSTRUCTORS



Nico
Squicciarini MDT

REGISTRATION

AND INFORMATION

education_emea@straumann.com



DIGITAL PROTOCOLS FOR FULL ARCH IMPLANT TREATMENT

COURSE OVERVIEW

DAY 1: DATA COLLECTION PLANNING

- Introduction to digital protocols for Full Arch Treatment
- Overview of protocols, data requirements
- Tools and equipment, dental photography, face scans
- DSD planning rules
- Prosthetic planning principles for aesthetic and functional results
- CBCT and Dual Scan, Intraoral Scanning
- Analog impressions and digitalisation
- Softwares for planning demonstration
- SmileCloud workflow & planning, data organisation
- Communication in the Team

DAY 2: GUIDED SURGERY PRINCIPLES & GUIDELINES

- Introduction to guided surgery with full arch cases
- Tools and equipment, software for planning demonstration
- Types of guides for edentulous cases, bone reduction guides
- Stackable guides, guides fixation
- Edentulous case
- Failing dentition case - transition to the edentulous situation
- Production of the guides, limitations of guided surgery for full arch cases
- Tricks & Tips for successful outcome

DAY 3: TEMPORARY AND FINAL RESTORATIONS

- Introduction to temporary restorations for full arch cases
- Communication workflow with the Team
- Acrylic dentures, printed temporary restorations
- Milled temporary restorations, metal reinforcement for temporary restorations
- Final restorations for full arch cases - fixed vs removable
- Impressions and data collection - IO scanners, photogrammetry
- Prototype of the final restoration and verification
- Transfer of the aesthetic and function, metal reinforcement or standard design for Zirconia full arch
- Delivery of the restoration and maintenance, business insights - costs, packages, sales arguments
- Summary of the course

GDAŃSK, POLAND

LOCATION

SmileClinic Education Centre
Szymanowskiego 2
80-280 Gdansk

FEE

EUR 2000

TARGET GROUP

Surgeons & GPs

MAX. PARTICIPANTS

20

INSTRUCTORS



Dr. Kris
Chmielewski

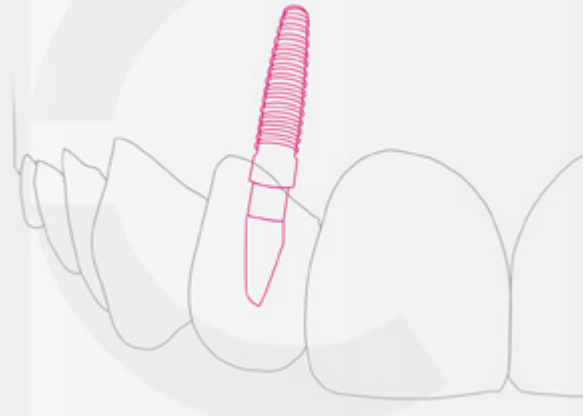


Dr. Maja
Chmielewska

REGISTRATION

AND INFORMATION

education_emea@straumann.com



CODIAGNOSTIX™ INTENSIVE SOFTWARE TRAINING

COURSE OVERVIEW

All participants need to come with their own laptops with specification:
Windows 10 or 11 based computers, 16GB RAM, external mouse with wheel.

DAY 1: SINGLE TOOTH

- Introduction to coDiagnostiX software
- Easy and Advanced mode
- Data collection
- Data import
- Data matching
- Tooth supported guides
- Single implant planning principles in the molar region
- Single implant planning principles in the aesthetic region
- Immediate implantation planning
- Working with Mesh Editor - correction and verification of STL files
- Design of the guide
- Export of the guide
- Production of the guide with SLA/DLP printers
- Production of the guide with PolyJet printers
- coDiagnostiX ntensive Software

DAY 2: BRIDGE

- Data import
- Data matching
- Bridge in the maxilla posterior region
- Bridge in the mandible posterior region - free end situation
- Bridge in the aesthetic region
- Tooth supported guides
- Tooth and bone supported guides
- Working with Mesh Editor - correction and verification of STL files
- Design of the guide
- Export of the guide
- Production of the guide with SLA/DLP printers
- Production of the guide with PolyJet printers

DAY 3: EDENTULOUS

- Introduction to edentulous cases
- Data requirements CBCT and Dual Scan
- Workflow and data organisation
- Planning of the implants - principles and anatomical considerations
- Guide design for Pro Arch - 4 implants in the lower jaw - bone supported guide
- Guide design Pro Arch - 4 implants in the upper jaw - mixed support

GDAŃSK, POLAND

LOCATION

SmileClinic Education Centre
Szymanowskiego 2
80-280 Gdansk

FEE

EUR 2000

TARGET GROUP

Surgeons & GPs

MAX. PARTICIPANTS

20

INSTRUCTORS



Dr. Kris
Chmielewski



Dr. Maja
Chmielewska

REGISTRATION

AND INFORMATION

education_emea@straumann.com



MODULE I. BONE AND SOFT TISSUE AUGMENTATION. POSTERIOR MANDIBLE.

COURSE OVERVIEW

Our personal experience and clinical studies show that we can achieve very good results if we work correctly with soft tissue and bone augmentation. We will teach our proven methodologies and practices in this course.

COURSE TOPICS INCLUDE

Bone and soft tissue augmentation. Posterior mandible.

COURSE OBJECTIVES

- Crestal bone and soft tissue stability
- Vertical soft tissue augmentation
- Horizontal soft tissue augmentation
- Keratinized and attached tissue augmentation
- Factors for successful bone regeneration
- Decompression technique - GBR and simultaneous implant placement
- Guided bone regeneration (GBR) in posterior mandible, 2 stage approach
- Vertical bone augmentation in posterior mandible

• • • level

EN

VILNIUS, LITHUANIA

10–11 April

LOCATION

A.Vivulskio str.7, Vilnius

FEE

- Full price: EUR 2000
- Special price for Straumann user: EUR 1650
- Special price for Straumann user, Surgeon + Prosthodontist Team: EUR 3200
- Special price for Straumann user Surgeon + Prosthodontist + Technician Team: EUR 4200


TARGET GROUP

Advanced clinicians,
Lab Technicians

MAX. PARTICIPANTS

30

SPEAKERS



Dr. Algirdas
Puisys

REGISTRATION AND INFORMATION

education_emea@straumann.com



LECTURE



HANDS-ON



MODULE II. IMPLANTS IN AESTHETIC AREA

COURSE OVERVIEW

In the aesthetic area, it is especially important to achieve an impeccable result. In this course, we will share not only our successful experiences, but also how to avoid mistakes.

COURSE TOPICS INCLUDE

Implants in aesthetic area.

COURSE OBJECTIVES

- Anatomy and histology of bone and soft tissue around dental implants in anterior maxilla
- Classification of the defects in anterior maxilla
- Immediate implant placement and immediate temporary
- Immediate implant placement and bone augmentation
- Soft tissue augmentation and immediate implant placement
- Socket augmentation
- Early implant placement in aesthetic zone and soft tissue management
- Early implant placement in aesthetic zone and GBR
- Soft tissue management
- Vertical bone augmentation in aesthetic zone

• • • level

EN

VILNIUS, LITHUANIA

8–9 May

LOCATION

A.Vivulskio str.7, Vilnius

FEE

- Full price: EUR 2000
- Special price for Straumann user: EUR 1650
- Special price for Straumann user, Surgeon + Prosthodontist Team: EUR 3200
- Special price for Straumann user Surgeon + Prosthodontist + Technician Team: EUR 4200


TARGET GROUP

Advanced Clinicians,
Lab technicians

MAX. PARTICIPANTS

30

SPEAKERS



Dr. Algirdas
Puisys

REGISTRATION AND INFORMATION

education_emea@straumann.com



LECTURE



HANDS-ON



SOFT TISSUE MANAGEMENT AND AESTHETIC RESULT IN IMPLANT PROSTHODONTICS

COURSE OVERVIEW

Important overview details of implant prosthodontics: from immediate implant temporization to the delivery of the final restoration.

COURSE TOPICS INCLUDE

Prepare dental professionals how to feel confident when dealing with restorative work on implants in esthetic area.

COURSE OBJECTIVES

- Implant position and its influence on the prosthetic result. What implant malposition's could be prosthetically solved and how
- Immediate implant temporization: fixed or removable? What restoration shape is the best? How not to cause any problems with the temporary crown to a healing implant?
- Temporary crown and soft tissue conditioning, where to push and where to preserve soft tissues. What are the signs that result going to be (non) satisfactory?
- Impression taking: how to ensure stability of the impression coping.
- Communication with the dental technician. Xray and how to read it, how is it related to the selection of the titanium base?
- New iXCEL concept of Straumann. BLX, BLC, TLX, TLC implant prosthodontics: TorcFit connection, titanium bases and much more. Why is it easier now?
- Material selection: zirconium oxide and lithium disilicate. What material is best for the soft tissues?
- Shape of the pontic area to ensure soft tissue stability
- Restoration delivery: screw retained vs cemented

HANDS-ON PART

1. Fixing and shaping a temporary crown on implant straight after implant placement (immediate temporization)
2. Reshaping a temporary crown for soft tissue conditioning once the implant could be fully loaded

• • • level

EN

VILNIUS, LITHUANIA

8-9 May


LOCATION
Vilnius, Lithuania

FEE
EUR 1200

TARGET GROUP
Advanced Clinicians

MAX. PARTICIPANTS
16

SPEAKERS



Dr. Egle
Vindasiute-Narbutė

REGISTRATION
AND INFORMATION
Egle.vindasiute.narbutė@gmail.com



LECTURE



HANDS-ON



MODULE III. POSTERIOR MAXILLA. SOFT TISSUE AUGMENTATION. BONE SPLITTING. SINUS AUGMENTATION.

COURSE OVERVIEW

Everything from our practice and researches about posterior maxilla – sinus lifting, bone regeneration, soft tissue management.

COURSE TOPICS INCLUDE

Posterior Maxilla. Soft tissue augmentation.
Bone splitting. Sinus augmentation.

COURSE OBJECTIVES

- Immediate implants and temporary in premolars and molars
- Soft tissue management in posterior maxilla
- Guided bone regeneration
- Bone splitting
- Vertical bone augmentation in posterior maxilla
- Sinus elevation, crestal approach
- Sinus elevation, lateral approach
- Complications after sinus augmentation

• • • level

EN

VILNIUS, LITHUANIA

2–3 October

LOCATION

A.Vivulskio str.7, Vilnius

FEE

- Full price: EUR 2000
- Special price for Straumann user: EUR 1650
- Special price for Straumann user, Surgeon + Prosthodontist Team: EUR 3200
- Special price for Straumann user Surgeon + Prosthodontist + Technician Team: EUR 4200


TARGET GROUP

Advanced Clinicians,
Lab technicians

MAX. PARTICIPANTS

30

SPEAKERS



Dr. Algirdas
Puišys

REGISTRATION AND INFORMATION

education_emea@straumann.com



LECTURE



HANDS-ON



MODULE IV. PERIIMPLANTITIS. PREVENTION AND TREATMENT.

COURSE OVERVIEW

Years of practice and clinical research have provided experience on how to prevent peri-implantitis and what are the best methods for treating peri-implantitis. We will share this experience in our course.

COURSE TOPICS INCLUDE

Periimplantitis. Prevention and treatment.

COURSE OBJECTIVES

- Periimplantitis prevalence, biological aspects and diagnostics
- Surgical aspects and factors influencing periimplantitis development
- Supra-structure influence to the soft tissue and bone stability
- Conservative treatment of periimplantitis - bone remineralisation
- Resective surgery
- Keratinized and attached tissues
- Bone regeneration after periimplantitis - techniques and materials

• • • level

EN

VILNIUS, LITHUANIA

13–14 November

LOCATION

A.Vivulskio str.7, Vilnius

FEE

- Full price: EUR 2000
- Special price for Straumann user: EUR 1650
- Special price for Straumann user, Surgeon + Prosthodontist Team: EUR 3200
- Special price for Straumann user Surgeon + Prosthodontist + Technician Team: EUR 4200


TARGET GROUP

Advanced Clinicians,
Lab technicians

MAX. PARTICIPANTS

30

SPEAKERS



Dr. Algirdas
Puišys

REGISTRATION AND INFORMATION

education_emea@straumann.com



LECTURE



HANDS-ON



MINIMALLY INVASIVE RESTORATIVE DENTISTRY

COURSE OVERVIEW

The 'Minimally Invasive Restorative Dentistry' course consists of 3 days of in-person training in which a comprehensive but concise didactic program will be imparted and complemented with a variety of hands-on exercises.

COURSE TOPICS INCLUDE

Aesthetic minimally invasive restorative dentistry.

COURSE OBJECTIVES

Review fundamental and advanced concepts in minimally invasive oral rehabilitation.

Update concepts and protocols in adhesive and minimally invasive dentistry to optimize planning and execution of rehabilitations for patients with posterior bite collapse.

Be familiar with different adhesive restorations and materials: onlays, inlays and prep-less veneers, preparation and cementation protocols involving laboratory production, importance of dental photography and color communication to the technician, and much more.

●●● level

EN

MADRID, SPAIN

21-23 May

LOCATION
Madrid, Spain

FEE
EUR 3500

TARGET GROUP
Advanced Clinicians

MAX. PARTICIPANTS
14

SPEAKERS



Dr. Óscar
González

REGISTRATION
AND INFORMATION
education@atelierdentalmadrid.com



LECTURE



HANDS-ON



MANAGEMENT OF IMPLANT-RELATED COMPLICATIONS IN THE AESTHETIC ZONE

COURSE OVERVIEW

Two-day module, aimed at dentists who want to update and expand their knowledge in solving implant-related aesthetic problems in the anterior zone. Today's patients are high demanding when it comes to long-term functionality and Aesthetics. This course will provide you with the knowledge, techniques, tips and tricks to deal with these challenges in terms of surgical aspects but also prosthetic aspects. The course will be conducted in a small group, which ensures active discussions and Q&A sessions.

COURSE TOPICS INCLUDE

- Decision Tree for management of complex implant cases in the aesthetic zone
- Soft Tissue grafting around implants
- Advanced concepts on implant provisionalization
- Ortho-Perio Therap

COURSE OBJECTIVES

Surgical and prosthetic treatment alternatives to successfully correct the detrimental consequences of implant therapy in the aesthetic area will be reviewed. New techniques will be practiced with Hands-on practices, and Live Surgery can be viewed if conditions are met.

• • • level

EN

MADRID, SPAIN

6-7 June

LOCATION
Madrid, Spain

FEE
EUR 2200 + VAT

TARGET GROUP
Advanced Clinicians

MAX. PARTICIPANTS
14

SPEAKERS



Dr. Óscar
González

REGISTRATION
AND INFORMATION
pablo.hernandez@straumann.com



LECTURE



HANDS-ON



LIVE



CHALLENGES IN IMPLANTS COMPLICATIONS: UNCOVERING MODERN TACTICS

COURSE OVERVIEW

This course is designed to provide a detailed understanding of the various complications associated with dental implants. It will cover the impact of these complications on esthetic outcomes, functional performance, and biological health. By exploring case studies, current research, and practical strategies, participants will gain insights into managing and preventing implant complications effectively.

COURSE TOPICS INCLUDE

- Peri-implantitis vs. Mucositis: What's the difference?
- Risk factors: Who's at risk?
- Diagnosis: Spotting the silent disease
- Prevention: Ensuring Long-term success
- Treatment modalities: From Non-surgical to Surgical.
- Peri-implant defects: which ones can be grafted?
- Biomaterials and regeneration: what is today's protocol?
- What does the future hold with Galvosurge®?
- Long-term management: preventing recurrence post-treatment
- Malpositioned implants: Prevention and Management
- Management of Esthetic Implant Failures
- Missing Papilla: How to manage between Implant and Tooth?
- Missing Papilla: How to manage between Two Adjacent Implants?
- Hands-on and Case study

COURSE OBJECTIVES

- Identify and analyze implant complications through case studies and group discussion
- Integrate preventive protocols: The attendee will be able to identify the correct meticulous plan specific for each case study
- Formulate and implement management strategies: The attendee will be able to identify all treatment options at the end of the course
- Apply best practices and clinical guidelines

● ● ● level

EN

DUBAI, UAE

7-8 February

LOCATION
Dubai, UAE

FEE
USD 1970

TARGET GROUP
Advanced Clinicians

MAX. PARTICIPANTS
25

SPEAKERS



Prof. Alain
Romanos

REGISTRATION
AND INFORMATION
info@loungeclinic.com
+961 78 89880
+971 54 755 9940



LECTURE



HANDS-ON



ADVANCED COURSE ON ESTHETIC IMPLANTS

COURSE OVERVIEW

This advanced course is designed for dental specialists seeking to deepen their knowledge and expertise in the field of esthetic dental implants. It will cover sophisticated techniques and cutting-edge technologies to enhance the esthetic outcomes of implant treatments. Participants will explore advanced methodologies, case studies, and the latest innovations to achieve optimal esthetic results in complex clinical scenarios.

COURSE TOPICS INCLUDE

- 3D Implant placement in the Esthetic zone
- Defect Classification in the Esthetic zone
- Horizontal and Vertical bone augmentation in the Esthetic zone
- Soft tissue Augmentation around Esthetic Implants: When, How and What?
- CTG Versus Soft Tissue Substitutes in Esthetic Implants
- Esthetic Implant in Gummy Smile cases
- Partial Extraction Therapies: Indications and Technique
- Cervico Technique
- IDR : Indications and Technique
- Hands-on and case study

COURSE OBJECTIVES

- Master Advanced Esthetic Techniques
- Analyze Complex Esthetic Cases: Critically assess and manage complex clinical cases involving esthetic challenges
- Integrate Comprehensive Treatment Planning: Formulate and implement detailed treatment plans that address both functional and esthetic goals
- Enhance Soft and Hard Tissue Management: Employ advanced methods for managing soft and hard tissues to support optimal implant esthetics options at the end of the course
- Apply best practices and clinical guidelines

● ● ● level

EN

DUBAI, UAE

18–19 April

LOCATION
Dubai, UAE

FEE
USD 1970

TARGET GROUP
Advanced Clinicians

MAX. PARTICIPANTS
25

SPEAKERS



Prof. Alain
Romanos

REGISTRATION
AND INFORMATION
info@loungeclinic.com
+961 78 89880
+971 54 755 9940



LECTURE



HANDS-ON



TRANSFORMING SMILES: SAY GOODBYE TO GUMMY SMILE!

COURSE OVERVIEW

This course provides an in-depth exploration of esthetic crown lengthening, focusing on advanced surgical techniques, clinical decision-making, and integration with restorative and prosthetic treatments. Designed for dental professionals, the course will cover the principles, methodologies, and outcomes of crown lengthening procedures aimed at enhancing esthetic results in both anterior and posterior teeth.

COURSE TOPICS INCLUDE

- Gummy smile: Definition and Prevalence
- Etiology and Impact on facial esthetic
- When and how to perform a state-of-the-art esthetic crown lengthening procedure?
- What are the different treatment modalities?
- Indications and limitations of lip repositioning
- Indication of Botox and Fillers in gummy smile cases
- New trends: The combo technique
- Future trends: PMMA Implants for Gummy smile, indications and limitations
- Digital guide and digital planning for Gummy smile cases

COURSE OBJECTIVES

- Understand Indications for Esthetic Crown Lengthening and Botox
- Master Surgical Techniques for Crown Lengthening
- Integrate Botox into Esthetic Treatments
- Develop Comprehensive Treatment Plans

• • • level

EN

DUBAI, UAE

10-11 October

LOCATION
Dubai, UAE

FEE
USD 1970

TARGET GROUP
Advanced Clinicians

MAX. PARTICIPANTS
25

SPEAKERS



Prof. Alain
Romanos

REGISTRATION
AND INFORMATION
info@loungeclinic.com
+961 78 89880
+971 54 755 9940



LECTURE



HANDS-ON



THE ONE MILLION DOLLAR PRACTICE

COURSE OVERVIEW

This meeting is designed to be your ultimate guide for personal growth, marketing and negotiation tools and business tips and tricks that you can start using the minute you come back to your clinic. Over the years you have invested time and effort in expanding your technical dental knowledge, we think it is time you invest in yourself and your business. You will come out of this meeting with a different sense of how to run your business that will reduce your cost and increase your revenue.

COURSE TOPICS INCLUDE

- Welcome & Introduction Lecture: The Four Seasons dental experience
- The Mental candy session: Best personal growth practices for dentists
- Ask the Right questions & Avoid Chinese syndrome
- Best techniques to market your practice to get more patients through the door
- Learning 9 Practical, Straight Forward Negotiation Tricks & gimmicks
- How to present your fees with confidence & eliminate price objections?
- How to get the patient to say YES for your treatment plan?
- 5 stars follow up & Customer service Marketing tips & Conclusions
- Workshop and case study

COURSE OBJECTIVES

- How to acquire habits that will help you grow on a personal and professional level
- How to offer a 7-star customer service for your patients
- How to market your practice so patients choose you not the competition
- How to evaluate and present your fees to your patients and ultimately how to get your patient to say YES!

• • • level

EN



LECTURE

DUBAI, UAE

16–17 November

LOCATION

Dubai, UAE

FEE

USD 1970

TARGET GROUP

Clinicians running own Business

MAX. PARTICIPANTS

25

SPEAKERS



Prof. Alain
Romanos

REGISTRATION
AND INFORMATION

info@loungeclinic.com

+961 78 89880

+971 54 755 9940



THE YEAR ONE IMPLANT COURSE

COURSE OVERVIEW

1. Exceptional clinical faculty from academic and practice backgrounds provide the broadest possible range of educational opportunities.
2. A course that is heaped full of hands-on and practical elements to get you better at basic surgical skills and into implant placement as soon as possible. This includes three clinical days for delegates to work on patients.
3. Access to a certificate on completion of the courses - ITI Foundation Level Certificate in Implant Dentistry
4. Digital mentoring for the entirety of the course supporting you through your first implant cases.
5. State-of-the-art training facilities for the course are based in Nottingham at The Campbell Academy.
6. Twelve days of teaching over 10 months, including lecture-based teaching, discussion groups, hands-on practical sessions, further reading opportunities, evidence-based discussion, full clinical exposure to patients in a supervised environment, and mentoring opportunities in a structured nationwide mentoring program aligned with GDC guidance.
7. Entry into clinical mentoring using the Straumann Clinical Mentoring data platform developed by The Campbell Academy.
8. Online collaboration and discussion between delegates and faculty in between course modules to learn as much as possible.
9. Access to an ITI Classroom, containing a vast library of additional resources to complement the material we provide directly here at The Campbell Academy.

COURSE OBJECTIVES

1. Have a good foundation knowledge of the scientific basis of implant dentistry.
2. Be able to assess patients comprehensively to provide dental implants as a treatment option. This will include appropriate special tests, the ability to report CBCT scans, and be able to apply this to multi-disciplinary patient cases.
3. Be able to provide straightforward implant surgical treatment to patients under supervision, including all planning aspects and post-operative care (in accordance with the SAC classification).
4. Be able to provide restorative treatments to straightforward implant cases, including single units and straightforward bridge work. This will include impression taking, abutment selection and restoration selection.
5. Have an appreciation on how dental implants can be used within their own practices to provide more comprehensive care to their patients and market this accordingly.

• • • level

EN

NOTTINGHAM, UK

23 & 24 January
(start date)

LOCATION

The Campbell Academy
Nottingham, UK

FEE

£10,900

SPEAKERS



Dr. Colin
Campbell

REGISTRATION AND INFORMATION

info@campbellacademy.co.uk



LECTURE



HANDS-ON



THE YEAR TWO IMPLANT COURSE

COURSE OVERVIEW

The Year Two Implant Course provides a comprehensive overview of advanced implant dentistry. The course is the second stage of our Curriculum in Implant Dentistry, a training pathway developed in partnership with the [International Team for Implantology \(ITI\)](#). Ever since The Campbell Academy was established, we have been clear that we wanted to provide a pathway for dentists to reach more than 50 implants per year and to travel from straightforward to complex implant cases. The Year Two Implant Course is the next step in providing this pathway.

The course has been designed to give dentists who have a foundation in straightforward implant dentistry a launchpad into more advanced and complex treatments. As a delegate, you will have attended our Year One course or an equivalent dental implant course and will have experience with straightforward implant dentistry.

You will work towards our philosophy of a 3–5-year pathway to implant excellence, aiming to place a minimum of 50 implants per year. During the two course clinical days, you will have the opportunity to take on advanced cases under the supervision of our experienced faculty of implant dentists. The course consists of 15 days and includes our 3-day CBCT Master Class and 3-day Sinus Grafting and Aesthetic Implant Live Skills courses. Please note that the course can be completed in over two years if you wish. The course fee for all 15 days is £13,200, including VAT. A discount is available if you have previously completed our Year One Implant Course.

COURSE OBJECTIVES

1. To consolidate previous implant learning and revisit the aspects of straightforward cases.
2. To expand treatment planning skills into more advanced cases focusing on careful risk assessment and patient selection.
3. To become competent in CBCT interpreting and reporting with our 3-day CBCT Live Skills course with Michael Bornstein
4. Introduce advanced concepts via our 3 Day Live Skills courses which include Aesthetic Implant Live Skills and Sinus Grafting Live Skills.
5. To have access to further implant Master Classes with national and international experts.
6. To help and support delegates towards completing the ITI Intermediate Level Certificate in Implant Dentistry.

• • • level

EN

NOTTINGHAM, UK

March – December


LOCATION

The Campbell Academy
Nottingham, UK

FEE

£13,200

SPEAKERS



Dr. Colin
Campbell

REGISTRATION AND INFORMATION

info@campbellacademy.co.uk



LECTURE



HANDS-ON



THE ONLINE IMPLANT RESTORATIVE COURSE

COURSE OVERVIEW

In this innovative and interactive course, practitioners will learn how to reconstruct straightforward implants. We will teach the course over six weeks through 10 modules on our dedicated online learning platform, which includes hands-on practicals on models.

This course provides comprehensive training in implant treatment planning, impression methods, choosing abutments and crowns, occlusion, lab communication, maintenance and marketing approaches. Participants will engage in hands-on practicals on models, group discussions with peers, and video lectures on our Online Academy. Academy tutors will be on hand to answer questions and provide insight and feedback where appropriate and get you started on your implant journey. We have designed the course to be highly flexible, enabling delegates to fit it around their daily schedules and complete the work at a time that suits them best.

COURSE OBJECTIVES

- To learn the fundamentals of implant treatment planning
- To understand what to expect when a patient returns from having implant surgery
- To learn the various techniques to record an impression of an implant-including practical hands-on
- Gain an overview of the various choices of implant abutments, implant crowns available, and when to use them
- Learn how to fit an implant crown
- Learn the fundamentals of occlusion in relation to implant reconstruction
- Investigate marketing strategies to acquire more implant patients

• • • level

EN



LECTURE

NOTTINGHAM, UK

3 February –
16 March


LOCATION

The Campbell Academy
Nottingham, UK

FEE

£1,450 Inc. VAT

SPEAKERS



Dr. Colin
Campbell

REGISTRATION AND INFORMATION

info@campbellacademy.co.uk



THE ONLINE DENTAL IMPLANT NURSING COURSE

COURSE OVERVIEW

This introductory course has been created specifically for like-minded and ambitious individuals keen to participate in an innovative and unique training experience for dental nurses. It has been exclusively designed and developed by The Campbell Clinic's exceptional team of (implant) dental nurses to support, nurture, and guide dental nurses new to implant dentistry. We designed each module's content to guide and challenge dental nurses. Eight projects will develop attendees' skills and knowledge for their career development and use in practice.

The entire course is completed online on The Campbell Academy's Learning Management System and Slack channel. This provides a highly flexible format for attendees, meaning they can complete the weekly learning content at a time that suits them. The course capacity is limited to 20 and is suited to Qualified Dental Nurses with no experience or limited exposure to implant dentistry in general practice.

COURSE OBJECTIVES

- Explain the role of an implant dental nurse in general dental practice
- Demonstrate knowledge of the principles of implant dentistry, including the significant anatomical features relevant to implant dentistry
- Describe the processes relevant to implant assessment, planning, surgical placement, restorative, and maintenance phases
- Explain the standard materials, instruments, and equipment for implant placement and restorative procedures
- Explain IPC techniques and protocols applicable to implant dentistry, including maintenance and care of surgical equipment
- Demonstrate effective preparation of the clinical environment for implant placement and associated procedures
- Demonstrate good practice of the surgical scrub, sterile gowning, and gloving techniques
- Explain common complications, risks, contra-indicators, and benefits of implant treatments

• • • level

EN



LECTURE

NOTTINGHAM, UK

17 February –
23 March

LOCATION

The Campbell Academy
Nottingham, UK

FEE

£6,000


TARGET GROUP

Dental nurses

MAX. PARTICIPANTS

20

SPEAKERS



Dr. Colin
Campbell

REGISTRATION AND INFORMATION

info@campbellacademy.co.uk



IMMEDIATE FULL ARCH LOADING LIVE SKILLS

COURSE OVERVIEW

The Full Arch Live Skills course aims to give experienced implant clinicians the knowledge and practical skills for immediate full arch reconstruction, allowing them to begin introducing this into their practice.

Immediate Full Arch Loading is one of the most sought-after treatments in the UK. Unfortunately, some companies and clinics have used this treatment as a straightforward one-size-fits-all treatment and this has led to problems and complications. Make no mistake: full arch implant reconstruction is complex but can be extremely rewarding if carefully executed.

The Full Arch Implant Live Skills course, which runs in the same style as our other live skills courses, will train experienced implant surgeons in all aspects of immediate full arch loading (IFAL). From planning to surgery, the provisional restoration, and the final reconstruction, we will look at how this treatment can be carried out carefully and predictably on the RIGHT patients. During our three-day course, there will be a mix of theory and practical learning. On day three, a live surgical demonstration will be carried out at The Campbell Clinic using our audiovisual setup. This allows you to watch live IFAL surgery in an environment where you can ask questions and discuss the case as the surgery proceeds.

COURSE OBJECTIVES

- Treatment planning for the full arch implant patient
- Options available for replacing full arch dentition
- Specific treatment planning for Immediate Full Arch Loading Patients
- Surgical planning and treatment of the IFAL patient
- Immediate provisionalisation of the IFAL patient
- Technical aspects of provisional full arch bridgework
- Prosthetic and Technical parts of the final full arch bridge provision
- How Immediate Full Arch Loading fits in with other full arch implant restorative options

●●● level

EN

NOTTINGHAM, UK

**30 April –
2 May**

LOCATION

The Campbell Academy
Nottingham, UK

FEE

£3,450

SPEAKERS



Dr. Colin
Campbell

REGISTRATION AND INFORMATION

info@campbellacademy.co.uk



LECTURE



HANDS-ON



LIVE



HARD AND SOFT TISSUE MASTERCLASS WITH RONY JUNG

COURSE OVERVIEW

The Full Arch Live Skills course aims to give experienced implant clinicians The Campbell Academy is delighted to welcome Rony Jung, one of the most famous implant clinicians in the world.

Rony will provide a two-day, intimate, hands-on education masterclass about anterior aesthetic implant dentistry, which will be novel, innovative, and unique. This event offers implant surgeons in the UK the opportunity to learn from a true expert in implant dentistry. This course is a [game changer](#). It would utterly change your practice and be one of the educational experiences you would consider the best you've ever had.

Who is this course for? It does not matter what system of implants you use, how many implants you've placed, or how old you are. This course will make you better, in fact probably enormously better! It will be much more than looking at slides and cutting a pig. It will be a group of like-minded people learning massively from an internationally renowned speaker, with brilliant pre-course, brilliant post-course, and brilliant follow-up.

COURSE OBJECTIVES

- Delegates will have an introduction to implantology digital diagnosis and digital workflow, from initial examination to full reconstruction
- Making the right decision at the time of tooth extraction. When to use what?
- Understand preoperative soft tissue management in complex clinical cases
- Hands-on workshop: alveolar ridge preservation and soft tissue management
- Are immediate implants fashionable again?
- Short/narrow implants
- Zirconia implants: what are my clinical benefits?
- Next level of hard and soft tissue regeneration
- Hands-on workshop: L-shape techniques. Bone regeneration with simultaneous implantation
- Modern implant prosthetics and new solutions for personalised dentistry

●●● level

EN

NOTTINGHAM, UK

3-4 July


LOCATION

The Campbell Academy
Nottingham, UK

FEE

£2,400

SPEAKERS



Dr. Colin
Campbell



Prof. Ronald
Jung

REGISTRATION AND INFORMATION

info@campbellacademy.co.uk



LECTURE



HANDS-ON



SINUS GRAFTING LIVE SKILLS

COURSE OVERVIEW

Our Sinus Grafting Live Skills course aims to give all delegates the greatest exposure to sinus grafting procedures in a course environment.

A combination of model surgery, deer head surgery, and live surgical sessions will expose delegates to the maximum number of sinus grafting procedures, giving them the best possible grounding to perform this procedure on their patients.

Comprising three days in Nottingham, including didactic teaching and observation of live surgery at The Campbell Clinic and a day dedicated to practicing sinus graft surgery on deer heads at the academy, this promises to be an exceptional introduction for clinicians to providing sinus grafts on their patients.

COURSE OBJECTIVES

- Being able to discuss and describe sinus augmentation in different approaches
- Understand surgical anatomy related to sinus grafting
- Be familiar with assessing patients for sinus grafting
- Understand the difference between lateral window and transcrestal sinus grafting and when to use both
- Have performed sinus grafting on deer heads and models
- Have a working knowledge of the equipment required for sinus grafting procedures
- Be aware of different grafting materials and techniques available
- Have developed a working knowledge of CBCT in sinus grafting
- Understand common peri and post-operative complications in sinus grafting

●●● level

EN

NOTTINGHAM, UK

17–19 September


LOCATION

The Campbell Academy
Nottingham, UK

FEE

£3,450

SPEAKERS



Dr. Colin
Campbell

REGISTRATION AND INFORMATION

info@campbellacademy.co.uk



LECTURE



HANDS-ON



SOFT TISSUE

COURSE OVERVIEW

2 days of intensive training to master all muco-gingival surgery techniques around teeth and implants

COURSE TOPICS INCLUDE

Master Class Soft Tissue: Master muco-gingival plastic surgery

COURSE OBJECTIVES

- Surgical periodontal sanitation and its maintenance
- Master the stabilization and the movement of the flap
- Treatment of dental recession and ridge development
- Dominate gingival grafting techniques (GGL, conjunctiva)
- Harmonization of Gum Lines
- Phase II implant plastic surgery
- Management of complications

● ● ● level

FR

MARSEILLE, FRANCE

3-4 April

LOCATION

Smile Concept
210 Avenue du Prado

FEE

EUR 1450

TARGET GROUP

Oral surgeons, periodontists,
implantologists

MAX. PARTICIPANTS

20

SPEAKERS



PhD, D.D.S,
Former University Lecturer
Patrice Margossian

REGISTRATION AND INFORMATION

education_emea@straumann.com



LECTURE



HANDS-ON



LIVE



DIGITAL PROSTHETICS

COURSE OVERVIEW

2 days of intensive training to master all implant prosthetic techniques

COURSE TOPICS INCLUDE

Master Class Digital Prosthetics: Master modern implant prosthetic concepts in all types of clinical situations

COURSE OBJECTIVES

- Overall treatment plan design
- Master Digital Modeling
- Role of temporization in gingival modeling
- Master conventional and optical impressions on all types of edentulism
- Choose the right reconstruction materials and reconstructions methods
- Effectively communicate oral and facial aesthetic data to the laboratory
- Effectively communicate functional data (inter-arch /DVO relationship) to the lab
- Master occlusal choices and their implementation
- Master the digital technologies (CFAO)
- Ensure prosthetic maintenance

● ● ● level

FR

MARSEILLE, FRANCE

15–16 May

LOCATION

Smile Concept
210 Avenue du Prado

FEE

EUR 1450

TARGET GROUP

Prosthodontists, implantologists

MAX. PARTICIPANTS

20

SPEAKERS



PhD, D.D.S,
Former University Lecturer
Patrice Margossian

REGISTRATION AND INFORMATION

education_emea@straumann.com



LECTURE



HANDS-ON



LIVE



BONE GRAFT

COURSE OVERVIEW

2 days of intensive course in a restricted committee to master all bone reconstruction techniques

COURSE TOPICS INCLUDE

Master Class Bone Graft: Take on the challenge of vertical bone augmentation

COURSE OBJECTIVES

- Analysis of defects and installation of 3D/ROG indications
- Illustration of an optimized ramic technique
- Management of Graft formatting
- Graft adaptation and stabilization technique
- Management of flap closure
- Periodontal Plastic surgery for reopening
- Management of complications

● ● ● level

FR

MARSEILLE, FRANCE

3-4 July

LOCATION

Smile Concept
210 Avenue du Prado

FEE

EUR 1950

TARGET GROUP

Oral surgeons, periodontists,
implantologists

MAX. PARTICIPANTS

20

SPEAKERS



PhD, D.D.S,
Former University Lecturer
Patrice Margossian

REGISTRATION AND INFORMATION

education_emea@straumann.com



LECTURE



HANDS-ON



LIVE



ITI EDUCATION WEEK BOSTON – MODERN ORAL IMPLANTOLOGY

COURSE OVERVIEW

Medicine in Boston, has been designed for clinicians with experience in the field of implant dentistry. The program focuses on comprehensive treatment planning in the form of cases that will be presented, discussed and applied on simulation models. This five-day course includes lectures, live surgeries and live prosthetics. It also includes useful translational research information that has a direct impact on clinical applications, underscoring the evidence-based treatment concepts the school applies.

COURSE TOPICS INCLUDE

- Current Trends in Implant Treatment Planning
- 3D Imaging in Implant Dentistry
- Virtual Planning
- Guided Implant Placement
- Digital Workflow in Implant Prosthodontics
- Implant Placement Following Tooth Extraction
- Sinus Floor Elevation
- Short Implants
- Contemporary Materials for Implant Restorations
- Implant Loading Protocols
- Optimizing Prosthetic Outcomes with Implant Prostheses
- Implant Prosthetic Options for Fully Edentulous Patients
- Prevention and Treatment of Complications in Implant Dentistry

HANDS-ON WORKSHOPS

- Digital Treatment Planning
- Digital Design of a Surgical Guide
- Sinus Floor Elevation
- Digital Design and Milling of Implant Restorations
- Problem Solving in Implant Dentistry - Interactive Case Discussion

COURSE OBJECTIVES

- Benefit from actively participating in comprehensive implant treatment planning activities
- Experience the advantages and challenges of digital workflows in implant dentistry
- Plan prosthodontically driven implant placement
- Distinguish the indications for immediate, early, and late implant placement
- Make evidence based decisions about implant loading times
- Understand indications for sinus floor elevation and approaches vs. the use of short implants
- Discuss implant and implant prosthodontics complications, their prevention and treatment

• • • level

EN

BOSTON, USA

2–6 June

LOCATION

Harvard School of Dental Medicine, Boston, United States

FEE

ITI Fellows/ITI Members:
USD 5000
Student ITI Member: USD 2500
Non-ITI Member: USD 6250
Student Non-ITI Member:
USD 4000

TARGET GROUP

Advanced Clinicians

MAX. PARTICIPANTS

40

SPEAKERS



Dr. German
Gallucci

+ 14 Guest
Speakers

REGISTRATION
AND INFORMATION
events@iti.org



LECTURE



HANDS-ON



ITI COURSE ON IMMEDIATE IMPLANT PLACEMENT

COURSE OVERVIEW

The ITI course on Immediate Implant Placement provides a comprehensive two-day training in Vilnius, Lithuania, focusing on immediate implant procedures in both anterior and posterior regions. Under the guidance of Dr. Algirdas Puisys, participants engage in lectures, hands-on workshops, and live surgeries, covering aspects such as digital planning, bone and soft tissue augmentation, and immediate temporaries. The course also offers insights into clinical decision-making and case management to optimize outcomes for immediate implants.

COURSE TOPICS INCLUDE

- Immediate Implant Placement in the Esthetic Area
- Immediate Implant Placement in Premolars and Molars

● ● ● level

EN

VILNIUS, LITHUANIA

20–21 June

LOCATION

VIC Clinic, Vilnius, Lithuania

FEE

ITI Fellows/ITI Members:

EUR 2250

Non-ITI Member: EUR 2750


TARGET GROUP

Advanced Clinicians

MAX. PARTICIPANTS

30

SPEAKERS



Dr. Algirdas
Puišys

REGISTRATION
AND INFORMATION

events@iti.org



LECTURE



HANDS-ON



LIVE



ITI EDUCATION WEEK BERN: SYNERGY IN IMPLANT DENTISTRY

COURSE OVERVIEW

This 4-day evidence-based foundation course is designed for clinicians with an interest in the field of implant dentistry. This course presents evidence-based treatment concepts for the rehabilitation of fully and partially edentulous patients. Besides lectures, the participants will see several live surgeries observing how dental implants are placed, bone augmentation performed and biologic complications or soft tissue defects are treated. In addition, the course offers the opportunity of workshops in treatment planning, digital workflows, surgical periodontal and prosthetic treatment concepts. In addition, small-group training in treatment planning, digital workflows, surgical, periodontal and prosthetic is provided in hands-on workshops.

COURSE TOPICS INCLUDE

- Comprehensive treatment planning in implant dentistry
- Advantages and challenges of digital workflows in implant dentistry
- Planning, prosthetically driven implant placement
- Alveolar ridge preservation
- Distinguish the indications for immediate, early, and late implant placement
- Biology and indication of bone regeneration in sinus floor elevation and guided bone regeneration vs. the use of narrow-diameter or short implants
- Biology of peri-implant wound healing and regeneration
- Implants in periodontally compromised patients
- Etiology, diagnosis and treatment of biologic complications at implants
- Etiology, prevention and treatment of soft tissue defects at implants
- Risk assessment and maintenance care
- Discuss biological and implant prosthodontics complications, their prevention and treatment
- Optional visit of Straumann production in Villeret on 22nd August 2025

• • • level

EN

BERN, SWITZERLAND

18–22 August

LOCATION

School of Dental Medicine,
University of Bern, Switzerland

FEE

ITI Fellow/ITI Member: CHF 3500
Non-ITI Member: CHF 4200

TARGET GROUP

Beginner to Advanced Clinicians

MAX. PARTICIPANTS

60

SPEAKERS



Prof. Anton
Sculean



Prof. Vivianne
Chappuis



Prof. Martin
Schimmel

+ 13 Speakers

REGISTRATION AND INFORMATION

events@iti.org



LECTURE



HANDS-ON



LIVE



ITI EDUCATION WEEK BELGRADE: CLINICAL APPROACH IN ADVANCED IMPLANT DENTISTRY

COURSE OVERVIEW

The Education Week Belgrade is a five-day course in advanced implant dentistry designed for clinicians who aspire to expand and improve their knowledge and skills in this field. The course combines great clinical experience with new digital technologies and provides solutions for solving complex clinical cases such as: implant placement in aesthetic zone, immediate implant placement, full arch rehabilitations, use of short, narrow and full ceramic implants and advanced surgical procedures such as sinus lift procedures and bone augmentations. The course consists of theoretical part with plenty of fully documented complex clinical cases and evidence-based solutions, live surgeries, live prosthetics and hands-on workshops for each topic. Participants will be able to plan and discuss clinical cases, learn about surgical techniques and all steps in prosthetic restorations, using both, digital and analog workflows. Hands-on workshops are designed with goal of “next day clinical appliance” where participants can ask additional questions and learn clinical tips and tricks in close communication with all lecturers.

COURSE TOPICS INCLUDE

- Anatomical considerations regarding implant therapy in advanced and complex clinical cases
- CBCT visualization in implant planning
- Digital prosthetically driven implant planning (DSD, analog and digital set up) – indicative and fully guided surgical template
- Therapeutic considerations in implant rehabilitation - immediate, early or delayed implant placement
- Solutions for implant therapy in aesthetic zone – surgical and prosthetic aspects
- Full arch rehabilitations – treatment options for upper and lower jaw
- Short and narrow implants in limited anatomical conditions
- Pure Ceramic implants
- GBR procedures (bone grafts, bone substitutes and membranes)

COURSE OBJECTIVES

- Understanding diagnostic procedures, surgical and restorative treatment planning with actively participation of attendees
- Learn indications for immediate, early and late implant placement and different loading protocols
- Become familiar with digital workflow in surgical and prosthetic aspects
- Acquire knowledge for solving advanced and complex surgical cases including augmentation procedures, full arch rehabilitations and immediate placement simultaneously with GBR procedures
- Learn step by step producing of implant restorations in various types of edentulism

● ● ● level

EN

BELGRADE, SERBIA

6–10 October

LOCATION

Belgrade, Serbia

FEE

ITI Fellows/ITI Members:
EUR 3500

Student ITI Member: EUR 2500

Non-ITI Member: EUR 4000

Student Non-ITI Member:

EUR 3000

TARGET GROUP

Advanced Clinicians

MAX. PARTICIPANTS

25

SPEAKERS



Prof. Aleksa
Markovic

+ 14 Guest
Speakers

REGISTRATION
AND INFORMATION

sven.pfeiffer@iti.org



LECTURE



HANDS-ON



LIVE



**PROFESSIONAL
DEVELOPMENT
2025**



SPEAKER ENABLEMENT PROGRAM

COURSE OVERVIEW

Provide a Speakers Enablement Program for all educators or speakers who are active in delivering brands specific training or education courses.

COURSE TOPICS

During this course, the participants will gain understanding about how to enhance their communication, didactic and rhetoric skills as well as align with StraumannGroup training methodology and brand specific course materials.

COURSE OBJECTIVES

- Elevate your communication skills
- Refine your delivery
- Unlock your full speaking potential to make an even greater impact in your field

● ● ● level

EN

BASEL & MADRID

20–21 March

18–19 September

13–14 November

FEE

EUR 1750

TARGET GROUP

Future or Current Brand Speakers

SPEAKERS



Jose de Sousa

REGISTRATION

By Invitation from your local
business partner



SPEAKER ENABLEMENT PROGRAM

for Straumann Lab Academy speakers

COURSE OVERVIEW

Provide a Speakers Enablement Program for all educators or speakers who are active in delivering brands specific training or education courses.

COURSE TOPICS

During this course, the participants will gain understanding about how to enhance their communication, didactic and rhetoric skills as well as align with StraumannGroup training methodology and brand specific course materials.

COURSE OBJECTIVES

- Elevate your communication skills
- Refine your delivery
- Unlock your full speaking potential to make an even greater impact in your field

● ● level

EN

MADRID, SPAIN

5-6 June

FEE
EUR 1759

TARGET GROUP
Future or Current Brand Speakers

MAX. PARTICIPANTS
14

SPEAKERS



Jose de Sousa

REGISTRATION
By Invitation from your local business partner

International Headquarters

Institut Straumann AG

Peter Merian-Weg 12

CH-4002 Basel, Switzerland

education_emea@straumann.com

www.straumann.com

© Institut Straumann AG, 2022. All rights reserved.

Straumann® and/or other trademarks and logos from Straumann® mentioned herein are the trademarks or registered trademarks of Straumann Holding AG and/or its affiliates.

